

# Data Aire

LCS™ (Large Ceiling System)  
6, 8, 10, and 13 ton

R-410A



**DAI**  
DATA AIRE INC.®

ISO 9001 Certified





LCS™  
(LARGE CEILING SYSTEMS)

**DX R-410A**

Product Description  
Performance and Electrical Data



*... the pioneer and builder of the  
most complete line of  
precision cooling equipment*

*Data Aire's first precision cooling system was developed by data processing engineers who sought optimum environmental conditions for early computers. It was clear that "people comfort" air conditioning systems were unable to meet the environmental requirements of computers and data processing equipment. Precision environmental control equipment with high sensible cooling ratios was a necessity. Problems with paper sticking, head crash, and static electricity were eliminated. Humidity fluctuations were controlled, saving possible electrical and mechanical failures and more importantly – Downtime. Data Aire's innovative response to the challenge of eliminating problems within the computer room environment was the start of wide use precision cooling.*

*As in the past, Data Aire is meeting today's challenge of not only the computer room but also the ever-expanding telecommunications industry where precision cooling is vital to our everyday communications. Telecommunication equipment requires a controlled environment with clean and properly distributed air. As in the computer room, the environment must be precisely controlled – 24 hours a day, 365 days a year.*

*Data Aire produces solutions. We have offered environmental control solutions to meet specific needs in the smallest of places and in areas of thousands of square feet. We are prepared to assist you, your in-house engineering department, consulting engineer, or construction department in defining the proper solutions and bringing them to a predefined outcome.*

*Data Aire is committed to being the supplier of choice for environmental process cooling with flexibility, reliability, and expertise required to meet our customer's needs. To be successful, it is essential to be creative and use our resources to their fullest capabilities. The Data Aire goal is to benefit the employees, partners, and most of all – our customers with honesty and integrity.*

*Data Aire Delivers!*

## PRECISION COOLING

LCS is a precision environmental control systems that bring a standard of reliable performance required by today's market demands; Small and medium size data centers, telecommunication sites, or where floor space is not available and larger tonnage units are required. Designed for ducted above ceiling applications, the LCS may be ordered as an air or water/glycol cooled direct expansion unit with single or dual compressors. Chilled water units are also available. Each LCS unit is factory run tested and put through a rigorous quality control procedure.

## COMFORT

Computer rooms, telecommunication sites, and other environmentally controlled spaces require air which is clean and properly distributed, with precisely controlled temperature and humidity. Building or "people comfort" systems are not designed to meet these demands. LCS is designed to meet these goals.

## CONTROL

The heart of the LCS is the *Mini dap<sup>TM</sup>4*, a microprocessor based controller designed for precision environmental control. The *Mini dap4* not only controls and monitors temperature, humidity, airflow, and cleanliness, it provides alarm history and automatic self-tests. All information is provided on a liquid crystal display (LCD).

## DATA AIRE DELIVERS

Engineered for high performance and reliability, each LCS comes with Data Aire's commitment to excellence. This commitment began with Data Aire's first process cooling unit and has continued for more than 30 years of building the industry's finest precision control equipment. Standard ship cycle is 30 days from date of order. With Data Aire's optional "quick ship" program, units can be expedited to ship in as little as one week. All units are built to your specific order. Call your nearest Data Aire representative for more information.

## TABLE OF CONTENTS

Design Features.....	6
Control System .....	8
Options.....	10
Model Identification.....	11
Performance Data	
Air Cooled.....	12
Water/Glycol Cooled .....	36
Chilled water.....	52
Dimensional and Weight data .....	58



### *CABINET*

The heliarc welded tubular steel frame provides maximum strength and ease of service access. Removable panels of galvanized steel are insulated with 1 inch thick, 1-1/2 pound density insulation for thermal protection and sound attenuation. All parts are easily accessible. The electrical panel is hinged and swings out for servicing.

### *COIL SECTION*

Designed for draw through application, the computer selected coil offers greater efficiency in the cooling and dehumidification process. Air bypass is provided to prevent saturated air from being introduced into the controlled space. The coil section is provided with a stainless steel drain pan.

### *FAN SECTION*

The centrifugal, forward curved, double width, double inlet blower configuration is engineered for quiet reliable operation. The belt driven variable pitch drive section provides adjustable air flow capability to match load requirements of the controlled space. The draw through design insures even air distribution across the coil and bypass, low internal cabinet losses, and static sealing of the filter section. Motors are mounted on an adjustable slide base and have internal overload protection.

### *FILTER SECTION*

Units are provided with 4 inch deep pleated design, MERV 8 filters (based on ASHRAE Std. 52.2). The filter section is an integral part of the system and is accessible from either side.

### *REHEAT*

Two stage electric reheat is standard. Low-watt density finned tubular sheathed coils are constructed of stainless steel and sized to maintain room dry bulb conditions during a call for dehumidification. Low-watt density coils eliminate ionization associated with open air electric resistance heating.

**REFRIGERATION CIRCUIT**

LCS is available with either a single or dual refrigeration circuit. The refrigeration circuit includes a hermetic scroll compressor. These durable, heavy duty, fully welded compressors have no gaskets or seals, eliminating the possibility of refrigerant or oil leaking into the controlled space or environment. Scroll compressors also bring a combination of reliability, efficiency, and improved system sound performance. The refrigeration circuit includes built-in compressor overload protection, crankcase heater, filter drier, sight-glass, adjustable expansion valve with external equalizer, low pressure override timer (air cooled units), manual reset high pressure control, and compressor short cycle timer.

Water/glycol cooled units include a plate fin condenser sized to provide the required capacity for heat rejection with minimum water/glycol flow and low total pressure drop. Head pressure regulating valves control the condensing temperature and maintain required capacity at various water/glycol flow rates and temperatures.

***Air Cooled with Remote Outdoor Condenser*** - A wide range of outdoor condensers are available. Condensers are manufactured by Data Aire and sized to meet heat rejection and ambient conditions as required. The industrial duty design includes galvanized corrosion resistant housing, aluminum finned copper tube coils, coated fan guards, energy efficient thermally protected direct drive motors, and variable fan speed control on lead motor for proper control down to -20° F ambient temperatures. Additional fan motors are controlled with ambient thermostats.

***Air Cooled with Outdoor Condensing Unit*** - When compressors are required to be out of the controlled space, LCS is available with a remote outdoor condensing unit. The condensing unit includes hermetic scroll compressor(s) with built-in overload protection, crankcase heater, filter drier, sight-glass, and condenser coil. The coil is constructed with copper tubes and aluminum fins. The housing is galvanized steel with vertical air discharge. The condenser fan motor is variable speed type for head pressure control down to -20° F ambient temperatures. Additional fan motors are controlled by ambient fan thermostats.

***Water/Glycol Cooled with Remote Outdoor Dry Cooler*** - Remote outdoor dry coolers are available in a variety of sizes. Each dry cooler includes galvanized corrosion resistant housing, aluminum finned copper tube coil, coated fan guards, surge tank, pump contactor, and energy efficient thermally protected direct drive motors. Dry coolers with multiple motors have cycling control.

**CHILLED WATER SYSTEMS**

Chilled water systems include all the same features of the LCS product line. Designed for draw through application, the computer selected coil offers greater efficiency in the cooling and dehumidification process. Air bypass is provided to prevent saturated air from being introduced into the controlled space. Chilled water flow is controlled by a 3-way chilled water valve for accurate and economical temperature control and dehumidification.

## SYSTEM CONTROL

Unit control is maintained with the microprocessor based *Mini dap<sup>TM</sup>4*. The *Mini dap4* is an advanced controller with 50 MHz, 32 bit microprocessor and is comprised of three components, a wall mounted display module, a control module mounted inside the unit and a remote temperature and humidity sensor. The *Mini dap4* monitors the controlled environment's temperature, humidity, air flow, and cleanliness, but also provides alarm history and an automatic self-test of the microprocessor on system start-up. Multiple messages are displayed by automatically scrolling from each message to the next. All messages are presented in a clear vernacular format on the liquid crystal display (LCD). Multiple alarms are displayed sequentially in order of occurrence.

*OPERATION* - Holding down the "ESC" button for a minimum of five seconds activates the *Mini dap4*, push buttons allow menu selection for programming, operational information, diagnostics, and historical data. The two-level password feature prevents unauthorized access. Menu programmed information for basic system operation and alarm parameters is nonvolatile.

### PROGRAMMABLE FUNCTIONS :

Temperature Setpoint	Temperature Deadband
System Start Delay	Low Temperature Alarm Limit
Humidity Deadband	Humidity Setpoint
High Humidity Alarm Limit	Low Humidity Alarm Limit
Define Password	Reset Equipment Runtimes
Audio Alarm Mode	Compressor Short Cycle Alarm
Humidity Anticipation	Compressors(s)
Calibrate Temperature Sensor	Temperature Scale
High Temperature Alarm Limit	Water Valve Voltage Range*
Firestat Temperature Alarm Limit	Manual Diagnosis
No water flow alarm action*	Remote Alarm contacts
Calibrate Discharge Air Sensor*	Person to contact on Alarm
Compressor Lead/Lag Sequence*	Dehumidification Mode
Power Problem or Restart Mode	Scheduled Normal Maintenance
Reheat mode	Calibrate Humidity
Humidifier	Compressor Assists to Energy Saver*
Network Protocol	Low Discharge Temperature Alarm Limit*
Calibrate Chilled Water Temperature Sensor*	

### DISPLAYED CONDITIONS, DATA, and FUNCTIONS:

Temperature setpoints	Humidity setpoint
Current temperature	Current humidity
Cooling 1, 2 (as applicable)	Reheat
Humidification	Dehumidification

*ALARMS* - Alarm conditions are displayed and monitored on the microprocessor LCD along with an audible alarm. The alarm silence switch will quiet the audible alarm but the display will continue to indicate the alarm condition until it is corrected. The following alarms are displayed:

High temperature warning	High humidity warning
Low temperature warning	Low humidity warning
High pressure compressor	High condensate water level
Firestat tripped	No air flow
Compressor short cycle	Low voltage warning
Temperature sensor error	Power failure restart
Humidity sensor error	Local alarms
Maintenance required	Person to contact on alarm

\* - Some of the programmable elections, displays or alarms may require additional components or sensors.



## SYSTEM CONTROL, *continued*

### *HISTORICAL DATA:*

High/low temperature last 24 hours  
 Blower, compressor 1, compressor 2\*, reheat, dehumidification, Energy Saver\*,  
 Equipment runtimes for:  
 Humidifier, and chilled water \*  
 Alarm history (last 100 alarms)

High/low humidity last 24 hours  
 Low temperature last 24 hours  
 High humidity last 24 hours

### Control Module









### Temperature and Humidity Sensor



### Display Module



### Button Functions

	Allows viewing of active alarms Silences audible alarms Resets active alarms		Allows scrolling to next screen Allows values changes (increase)
	Allows entry to Main Menu		Allows entry to Menus Advances cursor
	Return to previous screen Hold five seconds to turn ON or OFF		Returns to previous screen Allows value changes (decrease)

**Energy Saver Coil** - An *Energy Saver Coil* can be provided integral to the unit matching the nominal capacity. *Energy Saver* cooling is available whenever the incoming water/glycol temperature is below the setpoint of the water sensing changeover thermostat. The water sensing changeover thermostat is factory set at 45° F/7.2° C. The water sensing changeover thermostat is field adjustable. The *Energy Saver* operates during a need for cooling. The *Energy Saver* valve will open at setpoint plus deadband. When the space temperature falls to setpoint, the valve will close and the space is considered satisfied. While in *Energy Saver* mode with the valve open, if the incoming water/glycol temperature rises 3° F above the setpoint (of the water sensing thermostat), the *Energy Saver* valve will close and DX (mechanical) cooling will begin. Option includes a 3-way pressure control valve on the condenser water circuit(s) and a 3-way valve for the economy coil. Common piping for the coil and condensers is provided.

**Auxiliary Chilled Water Coil** - Where an existing chilled water loop is available, units can be fitted with an auxiliary chilled water coil. Units will operate using the chilled water for cooling. Upon a loss of water flow or an increase in room temperature the system will bring on compressor (DX) cooling. The Auxiliary Chilled Water Coil option includes the next size motor. Separate piping is provided for the chilled water coil and refrigeration connections on air cooled units or water circuit(s) on water/glycol cooled units.

**Unit Mounted Temperature and Humidity Sensors** - Temperature and humidity sensors may be ordered for unit mounting in the return air.

**Unit Mounted Disconnect** - A unit mounted nonautomatic disconnect switch is installed in the high voltage electrical section. The operating mechanism prevents access to the high voltage electrical components until switched to the "OFF" position. The operating mechanism (handle) protrudes through the exterior unit panel.

**Hot Water Reheat** - Where hot water is available, a water coil for reheat is offered. The coil is designed for 150 psi maximum water pressure and includes a 2-way valve (a 3-way is also available). Units with the hot water reheat do not include electric reheat.

**Hot Gas Reheat** - The unit's hot gas discharge may be used for reheat for maximum system efficiency.

**Steam Generator Humidifier** - Units may be furnished with an electric steam generator humidifier with "quick change" disposable cylinders and auto-

flush cycle. The steam generator humidifier with its patented control system optimizes cylinder life by concentrating incoming water to a predetermined conductivity much higher than that of any entering water. The control system continuously monitors the conductivity in the cylinder through its electronics which allows water to be flushed as often as is necessary to maintain the level at this design conductivity. The high design conductivity results in a minimum flushing of heated water which saves energy. The humidifier is designed to allow all units at any voltage to produce full rated steam output at an optimum low water level. Available in 10 and 30 pound per hour capacities.

**Hot Gas Bypass** - A hot gas bypass valve is available for applications that create low suction pressure conditions that could lead to coil freeze and/or compressor cycling. In facilities such conditions generally exist in instances where; 1) a unit's dehumidification mode needs to run for extended period of time; or 2) a room is designed for low entering air conditions; or 3) a unit is utilizing an oversized condenser at low outdoor ambient conditions

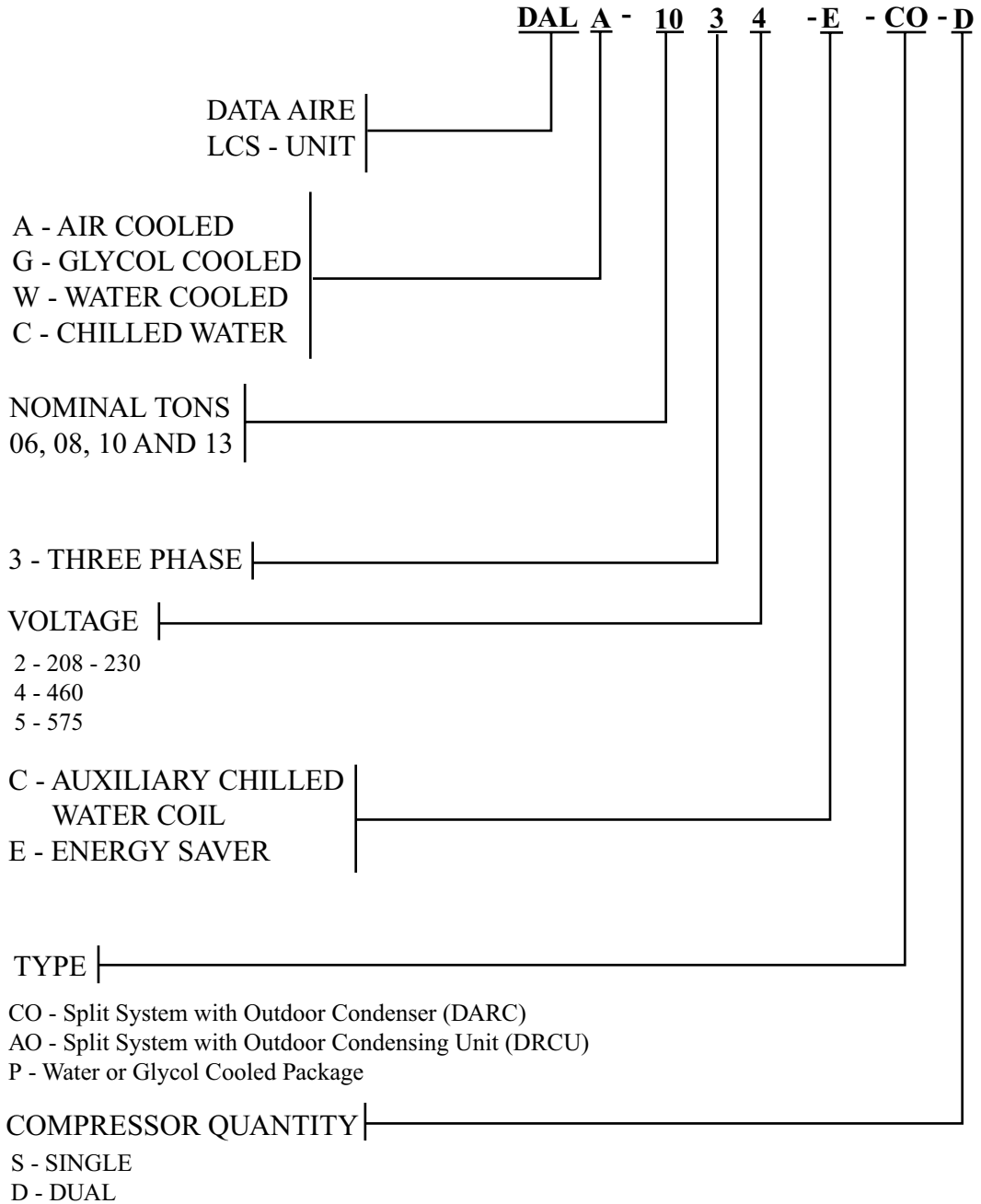
**3-Way Water Regulating Valve** - A 3-way water regulating valve for pressure control may be ordered to replace standard 2-way valve installed in the unit. The 3-way valve controls the water/glycol flow rate to maintain the required capacity under varying conditions.

**Condensate Pump** - Condensate pumps available for field installation. Pumps should be mounted on the side of unit. Option 210, side mounting kit, is available for easy mounting. Condensate pumps are complete with sump, motor, and automatic control. The pumps are rated for 130 GPM @ 20 foot maximum or 40 GPH @ 20 feet with check valve. Pumps shipped loose are available in 115, 230, or 460 volt.

**Extended Compressor Warranty** - An extended compressor warranty for a period of four (4) years is available in addition to the standard eighteen (18) month warranty, from date of shipment. The warranty is for replacement of compressors and does not include labor.

**MODEL NUMBER IDENTIFICATION**

**LCS - (Large Ceiling System)**



**AIR COOLED: Performance data at STANDARD airflow - remote air cooled condenser - single compressor**

<b>MODEL NUMBER:</b>		<b>DALA-</b>	<b>06-CO-S</b>	<b>08-CO-S</b>	<b>10-CO-S</b>	<b>13-CO-S</b>
<b>CAPACITY in Btu/hr - gross</b>						
80° DB/67° WB	Total		82,400	109,800	135,500	165,900
50% RH	Sensible		62,800	80,600	104,500	128,700
75° DB/62.5° WB	Total		76,700	101,800	129,900	154,900
50% RH	Sensible		60,700	77,700	100,700	124,400
75° DB/61° WB	Total		74,300	99,200	121,700	149,400
45% RH	Sensible		64,700	83,000	107,400	132,600
72° DB/60° WB	Total		73,400	97,000	120,100	148,000
50% RH	Sensible		59,400	76,000	98,500	121,700
72° DB/58.6° WB	Total		71,500	94,600	116,900	145,600
45% RH	Sensible		63,000	80,500	104,400	129,900

**BLOWER SECTION**

Airflow - CFM		2,500	3,000	4,000	5,000
Standard motor - horsepower		2	2	3	5
External Static Pressure (E.S.P.) - inches of W.G.		0.5	0.5	0.5	0.5
Number of motors/fans		1/1	1/1	1/1	1/1
Maximum E.S.P.	(Standard Motor)	0.9	1.3	1.4	1.1
Maximum E.S.P.	(Next Size Motor)	0.9	1.3	1.5	1.1
Next size motor - horsepower		3	3	5	7.5

**COMPRESSORS**

Type		Scroll	Scroll	Scroll	Scroll
Quantity		1	1	1	1
Refrigerant type		R-410A	R-410A	R-410A	R-410A

**EVAPORATOR COIL**

Face area - sq ft		12.2	12.2	12.2	12.2
Rows of coil		3	4	5	5
Face velocity - fpm		205	246	328	410

**REHEAT SECTION**

Electric		Standard	Standard	Standard	Standard
kW		15	15	15	15
Capacity - Btu/hr		51,225	51,225	51,225	51,225

**HUMIDIFIER SECTION**

Steam generator		Optional	Optional	Optional	Optional
kW		3.4	3.4	3.4	3.4
Capacity in lb/hr	(Adjustable)	10	10	10	10
kW		3.4-10.2	3.4-10.2	3.4-10.2	3.4-10.2
Capacity in lb/hr	(Adjustable)	10-30	10-30	10-30	10-30

**AIR COOLED: Performance data at STANDARD airflow - remote air cooled condenser - single compressor**

**MODEL NUMBER:** *DALA-* *06-CO-S* *08-CO-S* *10-CO-S* *13-CO-S*

**FILTER SECTION**

Quantity		2	2	2	2
Size - inches		20x25x4	20x25x4	20x25x4	20x25x4
Quantity		2	2	2	2
Size - inches		16x25x4	16x25x4	16x25x4	16x25x4
Efficiency - MERV		8	8	8	8

(Note: Efficiency based on ASHRAE Std. 52.2)

**CONNECTION SIZES**

Liquid line - O.D. Copper		1/2	5/8	5/8	5/8
Hot gas line - O.D. Copper		1/2	3/4	3/4	3/4
Condensate drain		3/4	3/4	3/4	3/4
Humidifier supply		1/4	1/4	1/4	1/4

(Note: Refer to Operation and Maintenance manual for recommended pipe sizing between unit and condenser section)

**ELECTRICAL SECTION**

**Standard Motor**

Electrical data based on: electric reheat - YES, 10 lb/hr steam generator humidifier -YES, and STANDARD MOTOR.

208-230/3/60	FLA/MCA/MOP	73/90/100	78/96/110	84/103/125	108/131/150
460/3/60	FLA/MCA/MOP	35/43/50	39/48/60	41/50/60	49/59/70
575/3/60	FLA/MCA/MOP	27/33/35	30/37/45	31/38/45	40/49/60

Electrical data based on: electric reheat - YES, 30 lb/hr steam generator humidifier - YES, and STANDARD MOTOR.

208-230/3/60	FLA/MCA/MOP	73/90/100	78/96/110	84/103/125	108/131/150
460/3/60	FLA/MCA/MOP	35/43/50	39/48/60	41/50/60	49/59/70
575/3/60	FLA/MCA/MOP	27/33/35	30/37/45	31/38/45	40/49/60

Electrical data based on: electric reheat - NO, 10 lb/hr steam generator humidifier - YES, and STANDARD MOTOR.

208-230/3/60	FLA/MCA/MOP	48/58/70	53/64/90	59/71/100	82/99/125
460/3/60	FLA/MCA/MOP	23/28/35	27/33/45	30/36/50	37/45/60
575/3/60	FLA/MCA/MOP	18/22/30	21/25/35	22/27/35	31/38/50

Electrical data based on: electric reheat - NO, 30 lb/hr steam generator humidifier - YES, and STANDARD MOTOR.

208-230/3/60	FLA/MCA/MOP	60/73/90	65/79/90	71/86/110	94/114/150
460/3/60	FLA/MCA/MOP	29/35/45	33/40/50	35/43/50	43/52/70
575/3/60	FLA/MCA/MOP	22/27/30	25/31/40	26/32/40	36/43/60

Electrical data based on: electric reheat - YES, steam generator humidifier - NO, and STANDARD MOTOR.

208-230/3/60	FLA/MCA/MOP	73/90/100	78/96/110	84/103/125	108/131/150
460/3/60	FLA/MCA/MOP	35/43/50	39/48/60	41/50/60	49/59/70
575/3/60	FLA/MCA/MOP	27/33/35	30/37/45	31/38/45	40/49/60

Electrical data based on: electric reheat - NO, steam generator humidifier - NO, and STANDARD MOTOR.

208-230/3/60	FLA/MCA/MOP	31/38/60	36/44/70	42/51/80	66/79/125
460/3/60	FLA/MCA/MOP	16/19/30	20/24/40	22/27/45	30/36/50
575/3/60	FLA/MCA/MOP	12/15/20	15/18/30	16/19/30	25/30/50

**STANDARD MOTOR**

Horsepower		2	2	3	5
208-230/3/60	FLA	6.2	6.2	9.0	14.6
460/3/60	FLA	3.1	3.1	4.4	6.6
575/3/60	FLA	2.5	2.5	3.3	5.3

FLA - Full load amps

MCA - Minimum circuit amps (wire sizing amps)

MOP - Maximum Rating of the Overcurrent Protective Device

**AIR COOLED: Performance data at STANDARD airflow - remote air cooled condenser - single compressor**

**MODEL NUMBER:** *DALA-* *06-CO-S* *08-CO-S* *10-CO-S* *13-CO-S*

**ELECTRICAL SECTION**

**Next Size Motor**

Electrical data based on: electric reheat - YES, 10 lb/hr steam generator humidifier - YES, and NEXT SIZE MOTOR.

208-230/3/60	FLA/MCA/MOP	76/92/100	81/99/110	90/108/125	116/139/175
460/3/60	FLA/MCA/MOP	36/44/50	40/49/60	43/53/60	53/63/80
575/3/60	FLA/MCA/MOP	28/34/40	31/37/45	33/40/45	44/52/60

Electrical data base on: electric reheat -YES, 30 lb/hr steam generator humidifier - YES, and NEXT SIZE MOTOR.

208-230/3/60	FLA/MCA/MOP	76/92/100	81/99/110	90/108/125	116/139/175
460/3/60	FLA/MCA/MOP	36/44/50	40/49/60	43/53/60	53/63/80
575/3/60	FLA/MCA/MOP	28/34/40	31/37/45	33/40/45	44/52/60

Electrical data based on: electric reheat - NO, 10 lb/hr steam generator humidifier -YES, and NEXT SIZE MOTOR.

208-230/3/60	FLA/MCA/MOP	50/61/80	55/67/90	64/77/100	91/108/150
460/3/60	FLA/MCA/MOP	25/30/40	29/35/45	32/38/50	42/49/70
575/3/60	FLA/MCA/MOP	19/23/30	21/26/35	24/29/40	34/41/50

Electrical data based on: electric reheat - NO, 30 lb/hr steam generator humidifier - YES, and NEXT SIZE MOTOR.

208-230/3/60	FLA/MCA/MOP	62/76/90	67/82/100	76/92/110	103/123/150
460/3/60	FLA/MCA/MOP	30/36/45	34/41/50	37/45/60	47/56/70
575/3/60	FLA/MCA/MOP	23/28/35	26/31/40	28/34/40	39/46/60

Electrical data based on: electric reheat - YES, steam generator humidifier - NO, and NEXT SIZE MOTOR.

208-230/3/60	FLA/MCA/MOP	76/92/100	81/99/110	90/108/125	116/139/175
460/3/60	FLA/MCA/MOP	36/44/50	40/49/60	43/53/60	53/63/80
575/3/60	FLA/MCA/MOP	28/34/40	31/37/45	33/40/45	44/52/60

Electrical data based on: electric reheat - NO, steam generator humidifier - NO, and NEXT SIZE MOTOR.

208-230/3/60	FLA/MCA/MOP	34/40/60	39/47/70	48/56/90	74/87/125
460/3/60	FLA/MCA/MOP	20/30/30	21/25/40	25/29/45	34/40/60
575/3/60	FLA/MCA/MOP	13/15/25	16/19/30	18/21/30	29/34/50

**NEXT SIZE MOTOR**

Horsepower		3	3	5	7.5
208-230/3/60	FLA	9.0	9.0	14.6	14.6
460/3/60	FLA	4.4	4.4	6.6	11.0
575/3/60	FLA	4.4	3.3	5.3	8.6

**COMPRESSOR**

208-230/3/60	FLA	25.0	30.1	33.3	51.3
460/3/60	FLA	12.6	16.7	17.9	23.1
575/3/60	FLA	9.6	12.2	12.8	19.9

**AIR COOLED CONDENSER**

Condenser selection at 95° F ambient	DARC-07	DARC-09	DARC-11	DARC-15
Condenser selection at 100° F ambient	DARC-07	DARC-11	DARC-15	DARC-17
Condenser selection at 105° F ambient	DARC-11	DARC-15	DARC-17	DARC-21

*(Notes: Condensers are not available in 575 volts. Condensers are selected at sea level.)*

FLA - Full load amps

MCA - Minimum circuit amps (wire sizing amps)

MOP - Maximum Rating of the Overcurrent Protective Device

**AIR COOLED: Performance data at OPTIONAL airflow - remote air cooled condenser - single compressor**

<b>MODEL NUMBER:</b>		<b>DALA-</b>	<b>06-CO-S</b>	<b>08-CO-S</b>	<b>10-CO-S</b>	<b>13-CO-S</b>
<b>CAPACITY in Btu/hr - gross</b>						
80° DB/67° WB	Total		84,800	113,600	139,500	169,100
50% RH	Sensible		69,500	89,100	115,500	136,300
75° DB/62.5° WB	Total		79,100	105,600	129,400	157,900
50% RH	Sensible		67,000	85,800	110,900	131,400
75° DB/61° WB	Total		76,800	102,400	126,100	152,700
45% RH	Sensible		71,800	91,800	119,300	140,600
72° DB/60° WB	Total		75,700	100,700	123,300	151,200
50% RH	Sensible		65,400	83,900	108,200	128,900
72° DB/58.6° WB	Total		73,400	97,800	120,200	146,600
45% RH	Sensible		69,500	88,900	115,300	136,400

**BLOWER SECTION**

Airflow - CFM		3,000	3,600	4,750	5,500
Standard motor - horsepower		2	3	5	5
External Static Pressure (E.S.P.) - inches of W.G.		0.5	0.5	0.5	0.5
Number of motors/fans		1/1	1/1	1/1	1/1
Maximum E.S.P.	(Standard Motor)	1.3	1.5	1.5	0.8
Maximum E.S.P.	(Next Size Motor)	1.3	1.5	1.5	0.8
Next size motor - horsepower		3	5	7.5	7.5

**COMPRESSOR**

Type		Scroll	Scroll	Scroll	Scroll
Quantity		1	1	1	1
Refrigerant type		R-410A	R-410A	R-410A	R-410A

**EVAPORATOR COIL**

Face velocity - sq ft		12.2	12.2	12.2	12.2
Rows of coils		3	4	5	5
Face velocity - fpm		246	295	389	451

**REHEAT SECTION**

Electric		Standard	Standard	Standard	Standard
kW		15	15	15	15
Capacity - Btu/hr		51,225	51,225	51,225	51,225

**HUMIDIFIER SECTION**

Steam generator		Optional	Optional	Optional	Optional
kW		3.4	3.4	3.4	3.4
Capacity - lb/hr	(Adjustable)	10	10	10	10
kW		3.4-10.2	3.4-10.2	3.4-10.2	3.4-10.2
Capacity - lb/hr	(Adjustable)	10-30	10-30	10-30	10-30

**AIR COOLED: Performance data at OPTIONAL airflow with remote air cooled condenser - single compressor**

MODEL NUMBER:	DALA-	06-CO-S	08-CO-S	10-CO-S	13-CO-S
<b>FILTER SECTION</b>					
Quantity		2	2	2	2
Size - inches		20x25x4	20x25x4	20x25x4	20x25x4
Quantity		2	2	2	2
Size - inches		16x25x4	16x25x4	16x25x4	16x25x4
Efficiency - MERV		8	8	8	8

(Note: Efficiency based on ASHRAE Std. 52.2)

<b>CONNECTION SIZES</b>					
Liquid line - O.D. Copper		1/2	5/8	5/8	5/8
Hot gas line - O.D. Copper		1/2	3/4	3/4	3/4
Condensate drain line		3/4	3/4	3/4	3/4
Humidifier supply		1/4	1/4	1/4	1/4

(Note: Refer to Operation and Maintenance manual for recommended pipe sizing between unit and condenser section.)

<b>ELECTRICAL SECTION</b>		<b>Standard Motor</b>			
<u>Electrical data based on: electric reheat - YES, 10 lb/hr steam generator humidifier - YES, and STANDARD MOTOR.</u>					
208-230/3/60	FLA/MCA/MOP	76/92/100	81/99/110	90/108/125	116/139/175
460/3/60	FLA/MCA/MOP	36/44/50	40/49/60	43/53/60	53/63/80
575/3/60	FLA/MCA/MOP	28/34/40	31/37/45	33/40/45	44/52/60
<u>Electrical data based on: electric reheat - YES, 30 lb/hr steam generator humidifier - YES, and STANDARD MOTOR.</u>					
208-230/3/60	FLA/MCA/MOP	76/92/100	81/99/110	90/108/125	116/139/175
460/3/60	FLA/MCA/MOP	36/44/50	40/49/60	43/53/60	53/63/80
575/3/60	FLA/MCA/MOP	28/34/40	31/37/45	33/40/45	44/52/60
<u>Electrical data based on: electric reheat - NO, 10 lb/hr steam generator humidifier - YES, and STANDARD MOTOR.</u>					
208-230/3/60	FLA/MCA/MOP	50/61/80	55/67/90	64/77/100	91/108/150
460/3/60	FLA/MCA/MOP	25/30/40	29/35/45	32/38/50	42/49/70
575/3/60	FLA/MCA/MOP	19/23/30	21/26/35	24/29/40	34/41/50
<u>Electrical data based on: electric reheat - NO, 30 lb/hr steam generator humidifier - YES, and STANDARD MOTOR.</u>					
208-230/3/60	FLA/MCA/MOP	62/76/90	67/82/100	76/92/110	103/123/150
460/3/60	FLA/MCA/MOP	30/36/45	34/41/50	37/45/50	47/56/70
575/3/60	FLA/MCA/MOP	23/28/35	26/31/40	28/34/40	39/46/60
<u>Electrical data based on: electric reheat - YES, steam generator humidifier - NO, and STANDARD MOTOR.</u>					
208-230/3/60	FLA/MCA/MOP	76/92/100	81/99/110	90/108/125	116/139/175
460/3/60	FLA/MCA/MOP	36/44/50	40/49/60	43/53/60	53/63/80
575/3/60	FLA/MCA/MOP	28/34/40	31/37/45	33/40/45	44/52/60
<u>Electrical data base on: electric reheat - NO, steam generator humidifier - NO, and STANDARD MOTOR.</u>					
208-230/3/60	FLA/MCA/MOP	34/40/60	39/47/70	48/56/90	74/87/125
460/3/60	FLA/MCA/MOP	17/20/30	21/25/40	25/29/45	34/40/60
575/3/60	FLA/MCA/MOP	13/15/25	16/19/30	18/21/30	29/34/50

<b>STANDARD MOTOR</b>					
Horsepower		3	3	5	7.5
208-230/3/60	FLA	9.0	9.0	14.6	23.0
460/3/60	FLA	4.4	4.4	6.6	11.0
575/3/60	FLA	2.5	2.5	5.3	8.6

FLA - Full load amps

MCA - Minimum circuit amps (wire sizing amps)

MOP - Maximum Rating of the Overcurrent Protective Device



**AIR COOLED: Performance data at OPTIONAL airflow with remote air cooled condenser - single compressor**

**MODEL NUMBER:** *DALA-* *06-CO-S* *08-CO-S* *10-CO-S* *13-CO-S*

**ELECTRICAL SECTION**

**Next Size Motor**

Electrical data based on: electric reheat - **YES**, 10 lb/hr steam generator humidifier - **YES**, and NEXT SIZE MOTOR.

208-230/3/60	FLA/MCA/MOP	81/98/110	86/104/110	98/117/125	N/A
460/3/60	FLA/MCA/MOP	38/46/50	42/51/60	48/57/70	N/A
575/3/60	FLA/MCA/MOP	30/36/40	33/39/45	37/43/50	N/A

Electrical data based on: electric reheat - **YES**, 30 lb/hr steam generator humidifier - **YES**, and NEXT SIZE MOTOR.

208-230/3/60	FLA/MCA/MOP	81/98/110	86/104/110	98/117/125	N/A
460/3/60	FLA/MCA/MOP	38/46/50	42/51/60	48/57/70	N/A
575/3/60	FLA/MCA/MOP	30/36/40	33/39/45	37/43/50	N/A

Electrical data based on: electric reheat - **NO**, 10 lb/hr steam generator humidifier - **YES**, and NEXT SIZE MOTOR.

208-230/3/60	FLA/MCA/MOP	56/66/80	61/73/90	73/85/110	N/A
460/3/60	FLA/MCA/MOP	27/32/40	31/37/50	36/43/50	N/A
575/3/60	FLA/MCA/MOP	21/25/30	23/28/35	27/32/40	N/A

Electrical data based on: electric reheat - **NO**, 30 lb/hr steam generator humidifier - **YES**, and NEXT SIZE MOTOR.

208-230/3/60	FLA/MCA/MOP	68/81/90	73/88/110	85/100/125	N/A
460/3/60	FLA/MCA/MOP	32/39/45	36/44/50	42/49/60	N/A
575/3/60	FLA/MCA/MOP	25/30/35	28/33/40	32/37/45	N/A

Electrical data based on: electric reheat - **YES**, steam generator humidifier - **NO**, and NEXT SIZE MOTOR.

208-230/3/60	FLA/MCA/MOP	81/98/110	86/104/110	98/117/125	N/A
460/3/60	FLA/MCA/MOP	38/46/50	42/51/60	48/57/70	N/A
575/3/60	FLA/MCA/MOP	30/36/40	33/39/45	37/43/50	N/A

Electrical data based on: electric reheat - **NO**, steam generator humidifier - **NO**, and NEXT SIZE MOTOR.

208-230/3/60	FLA/MCA/MOP	40/46/70	45/52/80	56/65/90	N/A
460/3/60	FLA/MCA/MOP	19/23/35	23/28/40	29/33/50	N/A
575/3/60	FLA/MCA/MOP	15/17/25	18/21/30	21/25/35	N/A

**NEXT SIZE MOTOR**

Horsepower		5	5	7.5	N/A
208-230/3/60	FLA	14.8	14.8	20.0	N/A
460/3/60	FLA	6.6	6.6	10.1	N/A
575/3/60	FLA	5.3	5.3	8.6	N/A

**COMPRESSOR**

208-230/3/60	FLA	25.0	30.1	33.3	N/A
460/3/60	FLA	12.6	16.7	17.9	N/A
575/3/60	FLA	9.6	12.2	12.8	N/A

**REMOTE CONDENSER**

Condenser selection at 95° F ambient	DARC-07	DARC-09	DARC-11	N/A
Condenser selection at 100° F ambient	DARC-07	DARC-11	DARC-15	N/A
Condenser selection at 105° F ambient	DARC-11	DARC-15	DARC-17	N/A

(Notes: Condensers are not available in 575 volts. Condensers are selected at sea level.)

FLA - Full load amps

MCA - Minimum circuit amps (wire sizing amps)

MOP - Maximum Rating of the Overcurrent Protective Device

**AIR COOLED: Performance data at STANDARD airflow with remote air cooled condenser - dual compressors**

<b>MODEL NUMBER:</b>	<b>DALA-</b>	<b>06-CO-D</b>	<b>08-CO-D</b>	<b>10-CO-D</b>	<b>13-CO-D</b>
<b>CAPACITY in BTU/hr - gross</b>					
80° DB/67° WB	Total	82,600	108,700	129,400	167,100
50% RH	Sensible	62,300	80,100	102,100	129,300
75° DB/62.5° WB	Total	76,500	100,800	121,400	155,000
50% RH	Sensible	60,000	77,300	98,900	124,500
75° DB/61° WB	Total	73,800	97,700	117,000	156,600
45% RH	Sensible	63,900	82,300	105,400	133,100
72° DB/60° WB	Total	72,900	96,000	116,600	147,800
50% RH	Sensible	58,700	75,600	96,900	121,600
72° DB/58.6° WB	Total	70,400	93,300	111,700	143,600
45% RH	Sensible	61,900	78,900	102,100	129,000

**BLOWER SECTION**

Airflow - CFM		2,500	3,000	4,000	5,000
Standard motor - horsepower		2	2	3	5
External Static Pressure (E.S.P.) - inches of W.G.		0.5	0.5	0.5	0.5
Number of motors/fans		1/1	1/1	1/1	1/1
Maximum E.S.P.	(Standard Motor)	0.9	1.3	1.4	1.1
Maximum E.S.P.	(Next Size Motor)	0.9	1.3	1.5	1.1
Next size motor - horsepower		3	3	5	7.5

**COMPRESSORS**

Type		Scroll	Scroll	Scroll	Scroll
Quantity		2	2	2	2
Refrigerant type		R-410A	R-410A	R-410A	R-410A

**EVAPORATOR COIL**

Face area - sq ft		12.2	12.2	12.2	12.2
Rows of coils		3	4	5	5
Face velocity - fpm		205	246	328	410

**REHEAT SECTION**

Electric		Standard	Standard	Standard	Standard
kW		15	15	15	15
Capacity - Btu/hr		51,225	51,225	51,225	51,225

**HUMIDIFIER SECTION**

Steam generator		Optional	Optional	Optional	Optional
kW		3.4	3.4	3.4	3.4
Capacity - lb/hr	(Adjustable)	10	10	10	10
kW		3.4-10.2	3.4-10.2	3.4-10.2	3.4-10.2
Capacity - lb/hr	(Adjustable)	10-30	10-30	10-30	10-30

**AIR COOLED: Performance data at STANDARD airflow with remote air cooled condenser - dual compressors**

**MODEL NUMBER:** *DALA-* **06-CO-D** **08-CO-D** **10-CO-D** **13-CO-D**

**FILTER SECTION**

Quantity		2	2	2	2
Size - inches		20x25x4	20x25x4	20x25x4	20x25x4
Quantity		2	2	2	2
Size - Inches		16x25x4	16x25x4	16x25x4	16x25x4
Efficiency - MERV		8	8	8	8

(Note: Efficiency based on ASHRAE Std. 52.2)

**CONNECTION SIZES**

Liquid line - O.D. Copper		1/2	1/2	1/2	1/2
Hot gas line - O.D. Copper		1/2	1/2	1/2	1/2
Condensate drain		3/4	3/4	3/4	3/4
Humidifier supply		1/4	1/4	1/4	1/4

(Note: Refer to Operation and Maintenance manual for recommended pipe sizing between unit and condenser section.)

**ELECTRICAL SECTION**

**Standard Motor**

Electrical data base on: electric reheat - YES, 10 lb/hr steam generator humidifier - YES, and STANDARD MOTOR.

208-230/3/60	FLA/MCA/MOP	61/75/80	66/80/90	71/87/90	81/98/110
460/3/60	FLA/MCA/MOP	28/34/35	32/39/40	33/40/45	38/46/50
575/3/60	FLA/MCA/MOP	22/27/30	24/29/30	26/32/35	30/36/40

Electrical data based on: electric reheat - YES, 30 lb/hr steam generator humidifier - YES, and STANDARD MOTOR.

208-230/3/60	FLA/MCA/MOP	61/75/80	70/81/90	78/91/100	93/106/110
460/3/60	FLA/MCA/MOP	28/34/35	35/41/45	36/42/45	45/51/60
575/3/60	FLA/MCA/MOP	22/27/30	25/29/30	29/33/35	35/40/45

Electrical data based on: electric reheat - NO, 10 lb/hr steam generator humidifier - YES, and STANDARD MOTOR.

208-230/3/60	FLA/MCA/MOP	49/56/60	58/66/80	66/76/90	81/91/110
460/3/60	FLA/MCA/MOP	23/26/30	30/34/40	31/35/40	40/45/50
575/3/60	FLA/MCA/MOP	17/20/25	21/24/25	24/28/30	30/34/40

Electrical data based on: electric reheat - NO, 30 lb/hr steam generator humidifier - YES, and STANDARD MOTOR.

208-230/3/60	FLA/MCA/MOP	61/71/80	70/81/90	78/91/100	93/106/110
460/3/60	FLA/MCA/MOP	28/33/35	35/41/45	36/42/45	45/51/60
575/3/60	FLA/MCA/MOP	22/25/30	25/29/30	29/33/35	35/40/45

Electrical data based on: electric reheat - YES, steam generator humidifier - NO, and STANDARD MOTOR.

208-230/3/60	FLA/MCA/MOP	61/75/80	66/80/90	71/87/90	81/98/110
460/3/60	FLA/MCA/MOP	28/34/35	32/39/40	33/40/45	38/46/50
575/3/60	FLA/MCA/MOP	22/27/30	24/29/30	26/32/35	30/36/40

Electrical data based on: electric reheat - NO, steam generator humidifier - NO, and STANDARD MOTOR.

208-230/3/60	FLA/MCA/MOP	32/36/45	41/46/60	50/55/70	65/71/90
460/3/60	FLA/MCA/MOP	15/17/20	22/25/30	24/26/35	32/35/45
575/3/60	FLA/MCA/MOP	11/13/15	15/16/20	19/20/25	25/27/35

**STANDARD MOTOR**

Horsepower		2	2	3	5
208-230/3/60	FLA	6.2	6.2	9.0	14.6
460/3/60	FLA	3.1	3.1	4.4	6.6
575/3/60	FLA	2.5	2.5	3.3	5.3

**AIR COOLED: Performance data at STANDARD airflow - remote air cooled condenser - dual compressors**

**MODEL NUMBER:**                      *DALA-*                      *06-CO-D*                      *08-CO-D*                      *10-CO-D*                      *13-CO-D*

**ELECTRICAL SECTION**

**Next Size Motor**

Electrical data based on: electric reheat - **YES**, 10 lb/hr steam generator humidifier - **YES**, and NEXT SIZE MOTOR.

208-230/3/60	FLA/MCA/MOP	64/78/80	68/83/90	77/92/100	90/106/110
460/3/60	FLA/MCA/MOP	29/36/40	33/40/45	35/42/45	43/51/60
575/3/60	FLA/MCA/MOP	23/28/30	25/30/35	28/34/35	33/39/45

Electrical data based on: electric reheat - **YES**, 30 lb/hr steam generator humidifier - **YES**, and NEXT SIZE MOTOR.

208-230/3/60	FLA/MCA/MOP	64/78/80	73/84/90	84/96/110	101/115/125
460/3/60	FLA/MCA/MOP	29/36/40	36/42/45	39/44/50	49/56/60
575/3/60	FLA/MCA/MOP	23/28/30	26/30/35	31/35/40	38/43/50

Electrical data based on: electric reheat - **NO**, 10 lb/hr steam generator humidifier - **YES**, and NEXT SIZE MOTOR.

208-230/3/60	FLA/MCA/MOP	52/59/60	61/69/80	72/81/90	89/100/110
460/3/60	FLA/MCA/MOP	24/27/30	31/35/40	33/37/45	44/49/60
575/3/60	FLA/MCA/MOP	18/21/25	21/24/25	26/30/35	34/38/45

Electrical data based on: electric reheat - **NO**, 30 lb/hr steam generator humidifier - **YES**, and NEXT SIZE MOTOR.

208-230/3/60	FLA/MCA/MOP	64/74/80	73/84/90	84/96/110	101/115/125
460/3/60	FLA/MCA/MOP	29/34/35	36/42/45	39/44/50	49/56/60
575/3/60	FLA/MCA/MOP	22/26/30	26/30/35	31/35/40	38/43/50

Electrical data based on: electric reheat - **YES**, steam generator humidifier - **NO**, and NEXT SIZE MOTOR.

208-230/3/60	FLA/MCA/MOP	64/78/80	68/83/90	77/92/100	90/106/110
460/3/60	FLA/MCA/MOP	29/36/40	33/40/45	35/42/45	43/51/60
575/3/60	FLA/MCA/MOP	23/28/30	25/30/35	28/34/35	33/39/45

Electrical data based on: electric reheat - **NO**, steam generator humidifier - **NO**, and NEXT SIZE MOTOR.

208-230/3/60	FLA/MCA/MOP	35/39/50	44/49/60	56/61/80	73/79/100
460/3/60	FLA/MCA/MOP	17/18/20	24/26/35	26/28/35	37/40/50
575/3/60	FLA/MCA/MOP	12/13/15	16/17/20	21/22/30	28/30/40

**NEXT SIZE MOTOR**

Horsepower		3	3	5	7.5
208-230/3/60	FLA	9.0	9.0	14.6	23.0
460/3/60	FLA	4.4	4.4	6.6	11.0
575/3/60	FLA	3.3	3.3	5.3	8.6

**COMPRESSOR**

208-230/3/60	FLA	13.1	17.6	20.5	25.0
460/3/60	FLA	6.1	9.6	9.6	12.8
575/3/60	FLA	4.4	6.1	7.6	9.6

**REMOTE CONDENSER**

Condenser selection at 95° F ambient	DARC-07	DARC-09	DARC-11	DARC-15
Condenser selection at 100° F ambient	DARC-07	DARC-11	DARC-15	DARC-17
Condenser selection at 105° F ambient	DARC-11	DARC-15	DARC-17	DARC-21

*(Notes: Condensers are not available in 575 volts. Condensers are selected at sea level.)*

FLA - Full load amps

MCA - Minimum circuit amps (wire sizing amps)

MOP - Maximum Rating of the Overcurrent Protective Device

**AIR COOLED: Performance data at OPTIONAL airflow with remote air cooled condenser - dual compressors**

<b>MODEL NUMBER:</b>		<b>DALA-</b>	<b>06-CO-D</b>	<b>08-CO-D</b>	<b>10-CO-D</b>	<b>13-CO-D</b>
<b>CAPACITY in Btu/hr - gross</b>						
80° DB/67° WB	Total		84,500	112,500	133,000	169,200
50% RH	Sensible		68,700	88,700	113,000	136,300
75° DB/62.5° WB	Total		78,800	104,200	123,600	156,600
50% RH	Sensible		66,100	85,300	108,500	130,900
75° DB/61° WB	Total		76,500	100,900	119,900	152,900
45% RH	Sensible		71,000	91,200	116,700	140,700
72° DB/60° WB	Total		75,300	99,300	118,000	149,000
50% RH	Sensible		64,600	83,200	105,800	127,600
72° DB/58.6° WB	Total		73,000	96,900	114,900	146,600
45% RH	Sensible		68,600	88,500	112,900	136,400

**BLOWER SECTION**

Airflow - CFM		3,000	3,600	4,750	5,500
Standard motor - horsepower		2	3	5	5
External Static Pressure (E.S.P.) - inches of W.G.		0.5	0.5	0.5	0.5
Number of motors/fans		1/1	1/1	1/1	1/1
Maximum E.S.P.	(Standard Motor)	1.3	1.5	1.5	0.8
Maximum E.S.P.	(Next Size Motor)	1.3	1.5	1.5	0.8
Next size motor - horsepower		3	5	7.5	7.5

**COMPRESSORS**

Type		Scroll	Scroll	Scroll	Scroll
Quantity		2	2	2	2
Refrigerant type		R-410A	R-410A	R-410A	R-410A

**EVAPORATOR COIL**

Face area - sq ft		12.2	12.2	12.2	12.2
Rows of coils		3	4	5	5
Face velocity - fpm		246	295	389	451

**REHEAT SECTION**

Electric		Standard	Standard	Standard	Standard
kW		15	15	15	15
Capacity - Btu/hr		51,225	51,225	51,225	51,225

**HUMIDIFIER SECTION**

Steam generator		Optional	Optional	Optional	Optional
kW		3.4	3.4	3.4	3.4
Capacity - lb/hr	(Adjustable)	10	10	10	10
kW		3.4-10.2	3.4-10.2	3.4-10.2	3.4-10.2
Capacity - lb/hr	(Adjustable)	10-30	10-30	10-30	10-30

## AIR COOLED: Performance data at OPTIONAL airflow with remote air cooled condenser - dual compressors

MODEL NUMBER:	DALA-	06-CO-D	08-CO-D	10-CO-D	13-CO-D
<b>FILTER SECTION</b>					
Quantity		2	2	2	2
Size - inches		20x25x4	20x25x4	20x25x4	20x25x4
Quantity		2	2	2	2
Size - inches		16x25x4	16x25x4	16x25x4	16x25x4
Efficiency - MERV		8	8	8	8

*(Note: Efficiency based on ASHRAE Std. 52.2)*

<b>CONNECTION SIZES</b>					
Liquid line - O.D. Copper		1/2	1/2	1/2	1/2
Hot gas line - O.D. Copper		1/2	1/2	1/2	1/2
Condensate drain		3/4	3/4	3/4	3/4
Humidifier supply		1/4	1/4	1/4	1/4

*(Note: Refer to Operation and Maintenance manual for recommended pipe sizing between unit and condenser section.)*

<b>ELECTRICAL SECTION</b>		<b>Standard Motor</b>			
<u>Electrical data based on: electric reheat - YES, 10 lb/hr steam generator humidifier - YES, and STANDARD MOTOR.</u>					
208-230/3/60	FLA/MCA/MOP	64/78/80	68/83/90	77/92/100	90/106/110
460/3/60	FLA/MCA/MOP	29/36/40	33/40/45	35/42/45	43/51/60
575/3/60	FLA/MCA/MOP	23/28/30	25/30/35	28/34/35	33/39/45
<u>Electrical data based on: electric reheat - YES, 30 lb/hr steam generator humidifier - YES, and STANDARD MOTOR.</u>					
208-230/3/60	FLA/MCA/MOP	64/78/80	73/84/90	84/96/110	101/115/125
460/3/60	FLA/MCA/MOP	29/36/40	36/42/45	39/44/50	49/56/60
575/3/60	FLA/MCA/MOP	23/28/30	26/30/35	31/35/40	38/43/50
<u>Electrical data based on: electric reheat - NO, 10 lb/hr steam generator humidifier - YES, and STANDARD MOTOR.</u>					
208-230/3/60	FLA/MCA/MOP	52/59/60	61/69/80	72/81/90	89/100/110
460/3/60	FLA/MCA/MOP	24/27/30	31/35/40	33/37/45	44/49/60
575/3/60	FLA/MCA/MOP	18/21/25	21/24/25	26/30/35	34/38/45
<u>Electrical data based on: electric reheat - NO, 30 lb/hr steam generator humidifier - YES, and STANDARD MOTOR.</u>					
208-230/3/60	FLA/MCA/MOP	64/74/80	73/84/90	84/96/110	101/115/125
460/3/60	FLA/MCA/MOP	29/34/35	36/42/45	39/44/50	49/56/60
575/3/60	FLA/MCA/MOP	22/26/30	26/30/35	31/35/40	38/43/50
<u>Electrical data based on: electric reheat - YES, steam generator humidifier - NO, and STANDARD MOTOR.</u>					
208-230/3/60	FLA/MCA/MOP	64/78/80	68/83/90	77/92/100	90/106/110
460/3/60	FLA/MCA/MOP	29/36/40	33/40/45	35/42/45	43/51/60
575/3/60	FLA/MCA/MOP	23/28/30	25/30/35	28/34/35	33/39/45
<u>Electrical data based on: electric reheat - NO, steam generator humidifier - NO, and STANDARD MOTOR.</u>					
208-230/3/60	FLA/MCA/MOP	35/39/50	44/49/60	56/61/80	73/79/100
460/3/60	FLA/MCA/MOP	17/18/20	24/26/35	26/28/35	37/40/50
575/3/60	FLA/MCA/MOP	12/13/15	16/17/20	21/22/30	28/30/40

<b>STANDARD MOTOR</b>					
Horsepower		3	3	5	7.5
208-230/3/60	FLA	9.0	9.0	14.6	23.0
460/3/60	FLA	4.4	4.4	6.6	14.6
575/3/60	FLA	3.3	3.3	5.3	8.6

FLA - Full load amps

MCA - Minimum circuit amps (wire sizing amps)

MOP - Maximum Rating of the Overcurrent Protective Device

**AIR COOLED: Performance data at OPTIONAL airflow with remote air cooled condenser - dual compressors**

**MODEL NUMBER:**   **DALA-**                         **06-CO-D**                         **08-CO-D**                         **10-CO-D**                         **13-CO-D**

**ELECTRICAL SECTION**

**Next Size Motor**

Electrical data based on: electric reheat - **YES**, 10 lb/hr steam generator humidifier - **YES**, and NEXT SIZE MOTOR.

208-230/3/60	FLA/MCA/MOP	69/84/90	74/89/90	85/101/110	N/A
460/3/60	FLA/MCA/MOP	32/38/40	35/42/45	39/47/50	N/A
575/3/60	FLA/MCA/MOP	25/30/35	27/32/35	31/37/40	N/A

Electrical data based on: electric reheat - **YES**, 30 lb/hr steam generator humidifier - **YES**, and NEXT SIZE MOTOR.

208-230/3/60	FLA/MCA/MOP	69/84/90	78/90/100	92/105/110	N/A
460/3/60	FLA/MCA/MOP	32/38/40	39/44/50	43/49/50	N/A
575/3/60	FLA/MCA/MOP	25/30/35	28/32/35	34/39/45	N/A

Electrical data based on: electric reheat - **NO**, 10 lb/hr steam generator humidifier - **YES**, and NEXT SIZE MOTOR.

208-230/3/60	FLA/MCA/MOP	57/65/70	66/75/80	80/90/100	N/A
460/3/60	FLA/MCA/MOP	26/30/35	33/37/45	38/42/50	N/A
575/3/60	FLA/MCA/MOP	20/23/25	23/26/30	30/33/40	N/A

Electrical data based on: electric reheat - **NO**, 30 lb/hr steam generator humidifier - **YES**, and NEXT SIZE MOTOR.

208-230/3/60	FLA/MCA/MOP	69/80/90	78/90/100	92/105/110	N/A
460/3/60	FLA/MCA/MOP	32/37/40	39/44/50	43/49/50	N/A
575/3/60	FLA/MCA/MOP	24/28/30	28/32/35	34/39/45	N/A

Electrical data based on: electric reheat - **YES**, steam generator humidifier - **NO**, and NEXT SIZE MOTOR.

208-230/3/60	FLA/MCA/MOP	69/84/90	74/89/90	85/101/110	N/A
460/3/60	FLA/MCA/MOP	34/38/40	35/42/45	39/47/50	N/A
575/3/60	FLA/MCA/MOP	25/30/35	27/32/35	31/37/40	N/A

Electrical data based on: electric reheat - **NO**, steam generator humidifier - **NO**, and NEXT SIZE MOTOR.

208-230/3/60	FLA/MCA/MOP	41/45/50	50/54/70	64/70/90	N/A
460/3/60	FLA/MCA/MOP	19/21/25	26/28/35	30/33/40	N/A
575/3/60	FLA/MCA/MOP	14/15/20	18/19/25	24/26/35	N/A

**NEXT SIZE MOTOR**

Horsepower		5	5	7.5	N/A
208-230/3/60	FLA	14.6	14.6	23.0	N/A
460/3/60	FLA	6.6	6.6	11.0	N/A
575/3/60	FLA	5.3	5.3	8.6	N/A

**COMPRESSOR**

208-230/3/60	FLA	13.1	17.6	20.5	N/A
460/3/60	FLA	6.1	9.6	9.6	N/A
575/3/60	FLA	4.4	6.1	7.6	N/A

**REMOTE CONDENSER**

Condenser selection at 95° F ambient	DARC-07	DARC-09	DARC-11	N/A
Condenser selection at 100° F ambient	DARC-07	DARC-11	DARC-15	N/A
Condenser selection at 105° F ambient	DARC-11	DARC-15	DARC-17	N/A

(Notes: Condensers are not available in 575 volts. Condensers are selected at sea level.)

FLA - Full load amps   MCA - Minimum circuit amps (wire sizing amps)   MOP - Maximum Rating of the Overcurrent Protective Device

**AIR COOLED: Performance data at STANDARD airflow with outdoor condensing unit - single compressor**

<b>MODEL NUMBER:</b>	<b>DALA-</b>	<b>06-AO-S</b>	<b>08-AO-S</b>	<b>10-AO-S</b>	<b>13-AO-S</b>
<b>CAPACITY in Btu/hr - gross</b>					
80° DB/67° WB	Total	82,400	109,800	135,500	165,900
50% RH	Sensible	62,800	80,600	104,500	128,700
75° DB/62.5° WB	Total	76,700	101,800	125,700	154,700
50% RH	Sensible	60,700	77,700	100,700	124,400
75° DB/61° WB	Total	74,300	99,200	121,700	149,400
45% RH	Sensible	64,700	83,000	107,400	132,600
72° DB/60° WB	Total	73,400	97,000	120,100	140,000
50% RH	Sensible	59,400	76,000	98,500	121,700
72° DB/58.6° WB	Total	71,500	94,600	116,900	145,600
45% RH	Sensible	63,000	80,500	104,400	129,900

**BLOWER SECTION**

Airflow - CFM		2,500	3,000	4,000	5,000
Standard motor - horsepower		2	2	3	5
External Static Pressure (E.S.P.) - inches of W.G.		0.5	0.5	0.5	0.5
Number of motors/fans		1/1	1/1	1/1	1/1
Maximum E.S.P.	(Standard Motor)	0.9	1.3	1.4	1.1
Maximum E.S.P.	(Next Size Motor)	0.9	1.3	1.5	1.1
Next size motor - horsepower		3	3	5	7.5

**COMPRESSOR**

(in Outdoor Condensing Unit)

Type		Scroll	Scroll	Scroll	Scroll
Quantity		1	1	1	1
Refrigerant type		R-410A	R-410A	R-410A	R-410A

**EVAPORATOR COIL**

Face area - sq ft		12.2	12.2	12.2	12.2
Rows of coils		3	4	5	5
Face velocity - fpm		205	246	328	410

**REHEAT SECTION**

Electric		Standard	Standard	Standard	Standard
kW		15	15	15	15
Capacity - Btu/hr		51,225	51,225	51,225	51,225

**HUMIDIFIER SECTION**

Steam generator		Optional	Optional	Optional	Optional
kW		3.4	3.4	3.4	3.4
Capacity - lb/hr	(Adjustable)	10	10	10	10
kW		3.4-10.2	3.4-10.2	3.4-10.2	3.4-10.2
Capacity - lb/hr	(Adjustable)	10-30	10-30	10-30	10-30



**AIR COOLED: Performance data at STANDARD airflow with outdoor condensing unit - single compressor**

<b>MODEL NUMBER:</b>	<b>DALA-</b>	<b>06-AO-S</b>	<b>08-AO-S</b>	<b>10-AO-S</b>	<b>13-AO-S</b>
<b>FILTER SECTION</b>					
Quantity		2	2	2	2
Size - inches		20x25x4	20x25x4	20x25x4	20x25x4
Quantity		2	2	2	2
Size - inches		16x25x4	16x25x4	16x25x4	16x25x4
Efficiency - MERV		8	8	8	8

(Note: Efficiency based on ASHRAE Std. 52.2)

<b>CONNECTION SIZES</b>					
Liquid line - O.D. Copper		1/2	5/8	5/8	5/8
Suction line - O.D. Copper		3/4	1 1/8	1 1/8	1 1/8
Condensate drain		3/4	3/4	3/4	3/4
Humidifier supply		1/4	1/4	1/4	1/4

(Note: Refer to Operation and Maintenance manual for recommended pipe sizing between evaporator section and condensing unit.)

<b>ELECTRICAL SECTION</b>		<b>Standard Motor</b>			
<u>Electrical data based on: electric reheat - YES, 10 lb/hr steam generator humidifier - YES, and STANDARD MOTOR.</u>					
208-230/3/60	FLA/MCA/MOP	48/60/70	48/60/70	51/63/70	56/70/80
460/3/60	FLA/MCA/MOP	22/27/30	22/27/30	23/29/30	25/32/35
<u>Electrical data based on: electric reheat - YES, 30 lb/hr steam generator humidifier - YES, and STANDARD MOTOR.</u>					
208-230/3/60	FLA/MCA/MOP	48/60/70	48/60/70	51/63/70	56/70/80
460/3/60	FLA/MCA/MOP	22/27/30	22/27/30	23/29/30	25/32/35
<u>Electrical data based on: electric reheat - NO, 10 lb/hr steam generator humidifier - YES, and STANDARD MOTOR.</u>					
208-230/3/60	FLA/MCA/MOP	23/28/30	23/28/30	25/32/35	31/39/45
460/3/60	FLA/MCA/MOP	11/13/15	11/13/15	12/15/20	14/18/20
<u>Electrical data based on: electric reheat - NO, 30 lb/hr steam generator humidifier - YES, and STANDARD MOTOR.</u>					
208-230/3/60	FLA/MCA/MOP	35/43/45	35/43/45	37/47/50	43/54/60
460/3/60	FLA/MCA/MOP	16/20/25	16/20/25	17/22/25	19/24/25
<u>Electrical data based on: electric reheat - YES, steam generator humidifier - NO, and STANDARD MOTOR.</u>					
208-230/3/60	FLA/MCA/MOP	48/60/70	48/60/70	51/63/70	56/70/80
460/3/60	FLA/MCA/MOP	22/27/30	22/27/30	23/29/30	25/32/35
<u>Electrical data based on: electric reheat - NO, steam generator humidifier - NO, and STANDARD MOTOR.</u>					
208-230/3/60	FLA/MCA/MOP	6.2/7.8/15	6.2/7.8/15	9.0/11/20	15/18/30
460/3/60	FLA/MCA/MOP	3.1/3.9/15	3.1/3.9/15	4.4/5.5/15	6.6/8.3/15

<b>STANDARD MOTOR</b>					
Horsepower		2	2	3	5
208-230/3/60	FLA	6.2	6.2	9.0	14.6
460/3/60	FLA	3.1	3.1	4.4	6.6

FLA - Full load amps

MCA - Minimum circuit amps (wire sizing amps)

MOP - Maximum Rating of the Overcurrent Protective Device

**AIR COOLED: Performance data at STANDARD airflow with outdoor condensing unit - single compressor**

**MODEL NUMBER:**                      **DALA-**                      **06-AO-S**                      **08-AO-S**                      **10-AO-S**                      **13-AO-S**

**ELECTRICAL SECTION**

**Next Size Motor**

Electrical data based on: electric reheat - **YES**, 10 lb/hr steam generator humidifier - **YES**, and NEXT SIZE MOTOR.

208-230/3/60	FLA/MCA/MOP	51/63/70	51/63/70	56/70/80	65/81/90
460/3/60	FLA/MCA/MOP	23/29/30	23/29/30	25/32/35	30/37/40

Electrical data based on: electric reheat - **YES**, 30 lb/hr steam generator humidifier - **YES**, and NEXT SIZE MOTOR.

208-230/3/60	FLA/MCA/MOP	51/63/70	51/63/70	56/70/80	65/81/90
460/3/60	FLA/MCA/MOP	23/29/30	23/29/30	25/32/35	30/37/40

Electrical data based on: electric reheat - **NO**, 10 lb/hr steam generator humidifier - **YES**, and NEXT SIZE MOTOR.

208-230/3/60	FLA/MCA/MOP	25/32/35	25/32/35	31/39/45	39/49/60
460/3/60	FLA/MCA/MOP	12/15/20	12/15/20	14/18/20	18/23/30

Electrical data based on: electric reheat - **NO**, 30 lb/hr steam generator humidifier - **YES**, and NEXT SIZE MOTOR.

208-230/3/60	FLA/MCA/MOP	37/47/50	37/47/50	43/54/60	51/64/80
460/3/60	FLA/MCA/MOP	17/22/25	17/22/25	19/24/25	24/30/35

Electrical data based on: electric reheat - **YES**, steam generator humidifier - **NO**, and NEXT SIZE MOTOR.

208-230/3/60	FLA/MCA/MOP	51/63/70	51/63/70	56/70/80	65/81/90
460/3/60	FLA/MCA/MOP	23/29/30	23/29/30	25/32/35	30/37/40

Electrical data based on: electric reheat - **NO**, steam generator humidifier - **NO**, and NEXT SIZE MOTOR.

208-230/3/60	FLA/MCA/MOP	9.0/11/20	9.0/11/20	15/18/30	23/29/50
460/3/60	FLA/MCA/MOP	4.4/5.5/15	4.4/5.5/15	6.6/8.3/15	11/14/25

**NEXT SIZE MOTOR**

Horsepower		3	3	5	7.5
208-230/3/60	FLA	9.0	9.0	14.6	23.0
460/3/60	FLA	4.4	4.4	6.6	11.0

**CONDENSING UNIT**

Condensing unit at 95° F ambient model number		DRCU-07	DRCU-09	DRCU-11	DRCU-15
208-230/3/60	FLA/MCA/MOP	23/27/45	33/40/60	46/56/90	49/60/100
460/3/60	FLA/MCA/MOP	12/15/25	17/20/35	21/26/40	26/31/50
Condensing unit at 100° F ambient model number		DRCU-07	DRCU-11	DRCU-15	DRCU-17
208-230/3/60	FLA/MCA/MOP	23/27/45	37/44/70	46/56/90	49/60/100
460/3/60	FLA/MCA/MOP	12/15/25	19/23/35	21/26/40	26/31/50
Condensing Unit at 105° F ambient model number		DRCU-11	DRCU-15	DRCU-17	DRCU-21
208-230/3/60	FLA/MCA/MOP	27/32/50	37/44/70	46/56/90	54/64/100
460/3/60	FLA/MCA/MOP	15/17/25	19/23/35	21/26/40	28/34/50

**COMPRESSOR**

208-230/3/60	FLA	25.0	30.1	33.3	51.3
460/3/60	FLA	12.8	16.7	17.9	23.1

(Notes: Condensing units are not available in 575 volts. Condensing units are selected at sea level.)

FLA - Full load amps                      MCA - Minimum circuit amps (wire sizing amps)                      MOP - Maximum Rating of the Overcurrent Protective Device

**AIR COOLED: Performance data at OPTIONAL airflow with outdoor condensing unit - single compressor**

<b>MODEL NUMBER:</b>	<b>DALA-</b>	<b>06-AO-S</b>	<b>08-AO-S</b>	<b>10-AO-S</b>	<b>13-AO-S</b>
<b>CAPACITY in Btu/hr - gross</b>					
80° DB/67° WB	Total	84,800	113,600	139,500	169,100
50% RH	Sensible	69,500	89,100	115,500	136,200
75° DB/62.5° WB	Total	79,100	105,600	129,400	157,900
50% RH	Sensible	67,000	85,800	110,900	131,400
75° DB/61° WB	Total	76,800	102,400	126,100	152,700
45% RH	Sensible	71,800	91,800	119,300	140,600
72° DB/60° WB	Total	75,700	100,700	123,300	151,200
50% RH	Sensible	65,400	83,900	108,200	128,600
72° DB/58.6° WB	Total	73,400	97,800	120,200	146,600
45% RH	Sensible	69,500	88,000	115,300	136,400

**BLOWER SECTION**

Airflow - CFM		3,000	3,600	4,750	5,500
Standard motor - horsepower		2	3	5	5
External Static Pressure (E.S.P.) - inches of W.G.		0.5	0.5	0.5	0.5
Number of motors/fans		1/1	1/1	1/1	1/1
Maximum E.S.P.	(Standard Motor)	1.3	1.5	1.5	0.8
Maximum E.S.P.	(Next Size Motor)	1.3	1.5	1.5	0.8
Next size motor - horsepower		3	5	7.5	7.5

**COMPRESSOR**

(in Outdoor Condensing Unit)

Type		Scroll	Scroll	Scroll	Scroll
Quantity		1	1	1	1
Refrigerant type		R-410A	R-410A	R-410A	R-410A

**EVAPORATOR COIL**

Face area - sq ft		12.2	12.2	12.2	12.2
Rows of coil		3	4	5	5
Face velocity - fpm		246	295	389	451

**REHEAT SECTION**

Electric		Standard	Standard	Standard	Standard
kW		15	15	15	15
Capacity - Btu/hr		51,225	51,225	51,225	51,225

**HUMIDIFIER SECTION**

Steam generator		Optional	Optional	Optional	Optional
kW		3.4	3.4	3.4	3.4
Capacity - lb/hr	(Adjustable)	10	10	10	10
kW		3.4-10.2	3.4-10.2	3.4-10.2	3.4-10.2
Capacity - lb/hr	(Adjustable)	10-30	10-30	10-30	10-30

**AIR COOLED: Performance data at OPTIONAL airflow with outdoor condensing unit - single compressor**

**MODEL NUMBER:** *DALA-* *06-AO-S* *08-AO-S* *10-AO-S* *13-AO-S*

**FILTER SECTION**

Quantity		2	2	2	2
Size - inches		20x25x4	20x25x4	20x25x4	20x25x4
Quantity		2	2	2	2
Size - inches		16x25x4	16x25x4	16x25x4	16x25x4
Efficiency - MERV		8	8	8	8

(Note: Efficiency based on ASHRAE Std. 52.2)

**CONNECTION SIZES**

Liquid line - O.D. Copper		1/2	5/8	5/8	5/8
Suction line - O.D. Copper		3/4	1 1/8	1 1/8	1 1/8
Condensate drain		3/4	3/4	3/4	3/4
Humidifier supply		1/4	1/4	1/4	1/4

(Note: Refer to Operation and Maintenance manual for recommended pipe sizing between evaporator section and condensing unit.)

**ELECTRICAL SECTION**

**Standard Motor**

Electrical data based on: electric reheat **YES**, 10 lb/hr steam generator humidifier - **YES**, and STANDARD MOTOR.

208-230/3/60	FLA/MCA/MOP	51/63/70	51/63/70	56/70/80	65/81/90
460/3/60	FLA/MCA/MOP	23/29/30	23/29/30	25/32/35	30/37/40

Electrical data based on: electric reheat - **YES**, 30 lb/hr steam generator humidifier - **YES**, and STANDARD MOTOR.

208-230/3/60	FLA/MCA/MOP	51/63/70	51/63/70	56/70/80	65/81/90
460/3/60	FLA/MCA/MOP	23/29/30	23/29/30	25/32/35	30/37/40

Electrical data based on: electric reheat - **NO**, 10 lb/hr steam generator humidifier - **YES**, and STANDARD MOTOR.

208-230/3/60	FLA/MCA/MOP	25/32/35	25/32/35	31/39/45	39/49/60
460/3/60	FLA/MCA/MOP	12/15/20	12/15/20	14/18/20	18/23/30

Electrical data based on: electric reheat - **NO**, 30 lb/hr steam generator humidifier - **YES**, and STANDARD MOTOR.

208-230/3/60	FLA/MCA/MOP	37/47/50	37/47/50	43/54/60	51/64/80
460/3/60	FLA/MCA/MOP	17/22/25	17/22/25	19/24/25	24/30/35

Electrical data based on: electric reheat - **YES**, steam generator humidifier - **NO**, and STANDARD MOTOR.

208-230/3/60	FLA/MCA/MOP	51/63/70	51/63/70	56/70/80	65/81/90
460/3/60	FLA/MCA/MOP	23/29/30	23/29/30	25/32/35	30/37/40

Electrical data based on: electric reheat - **NO**, steam generator humidifier - **NO**, and STANDARD MOTOR.

208-230/3/60	FLA/MCA/MOP	9.0/11/20	9.0/11/20	15/18/30	23/29/50
460/3/60	FLA/MCA/MOP	4.5/5.5/15	4.5/5.5/15	6.6/8.3/15	11/14/25

**STANDARD MOTOR**

Horsepower		3	3	5	7.5
208-230/3/60	FLA	9.0	9.0	14.6	23.0
460/3/60	FLA	4.4	4.4	6.6	11.0

FLA - Full load amps

MCA - Minimum circuit amps (wire sizing amps)

MOP - Maximum Rating of the Overcurrent Protective Device

**AIR COOLED: Performance data at OPTIONAL airflow with outdoor condensing unit - single compressor**

**MODEL NUMBER:** *DALA-* *06-AO-S* *08-AO-S* *10-AO-S* *13-AO-S*

**ELECTRICAL SECTION**

**Next Size Motor**

Electrical data based on: electric reheat - **YES**, 10 lb/hr steam generator humidifier - **YES**, and NEXT SIZE MOTOR.

208-230/3/60	FLA/MCA/MOP	56/70/80	56/70/80	65/81/90	N/A
460/3/60	FLA/MCA/MOP	25/32/35	25/32/35	30/37/40	N/A

Electrical data based on: electric reheat - **YES**, 30 lb/hr steam generator humidifier - **YES**, and NEXT SIZE MOTOR.

208-230/3/60	FLA/MCA/MOP	56/70/80	56/70/80	65/81/90	N/A
460/3/60	FLA/MCA/MOP	25/32/35	25/32/35	30/37/40	N/A

Electrical data based on: electric reheat - **NO**, 10 lb/hr steam generator humidifier - **YES**, and NEXT SIZE MOTOR.

208-230/3/60	FLA/MCA/MOP	31/39/45	31/39/45	39/49/60	N/A
460/3/60	FLA/MCA/MOP	14/18/20	14/18/20	18/23/30	N/A

Electrical data based on: electric reheat - **NO**, 30 lb/hr steam generator humidifier - **YES**, and NEXT SIZE MOTOR.

208-230/3/60	FLA/MCA/MOP	43/54/60	43/54/60	51/64/80	N/A
460/3/60	FLA/MCA/MOP	19/24/25	19/24/25	24/30/35	N/A

Electrical data based on: electric reheat - **YES**, steam generator humidifier - **NO**, and NEXT SIZE MOTOR.

208-230/3/60	FLA/MCA/MOP	56/70/80	56/70/80	65/81/90	N/A
460/3/60	FLA/MCA/MOP	25/32/35	25/32/35	30/37/40	N/A

Electrical data based on: electric reheat - **NO**, steam generator humidifier - **NO**, and NEXT SIZE MOTOR.

208-230/3/60	FLA/MCA/MOP	15/18/30	15/18/30	23/29/50	N/A
460/3/60	FLA/MCA/MOP	6.6/8.3/15	6.6/8.3/15	11/14/25	N/A

**NEXT SIZE MOTOR**

Horsepower		5	5	7.5	N/A
208-230/3/60	FLA	14.6	14.6	23.0	N/A
460/3/60	FLA	6.6	6.6	11.0	N/A

**CONDENSING UNIT**

Condensing unit at 95° F ambient model number		DRCU-07	DRCU-09	DRCU-11	N/A
208-230/3/60	FLA/MCA/MOP	23/27/45	33/40/60	46/56/90	N/A
460/3/60	FLA/MCA/MOP	12/15/25	17/20/35	21/26/40	N/A

Condensing unit at 100° F ambient model number		DRCU-07	DRCU-11	DRCU-15	N/A
208-230/3/60	FLA/MCA/MOP	23/27/45	37/44/70	46/50/90	N/A
460/3/60	FLA/MCA/MOP	12/15/25	19/23/35	21/26/40	N/A

Condensing unit at 105° F ambient model number		DRCU-11	DRCU-15	DRCU-17	N/A
208-230/3/60	FLA/MCA/MOP	27/32/50	37/44/70	46/56/90	N/A
460/3/60	FLA/MCA/MOP	15/17/25	19/23/35	21/26/40	N/A

**COMPRESSOR**

208-230/3/60	FLA	25.0	30.1	33.3	N/A
460/3/60	FLA	12.8	16.7	17.9	N/A

(Notes: Condensing units are not available in 575 volts. Condensing units are selected at sea level.)

FLA - Full load amps

MCA - Minimum circuit amps (wire sizing amps)

MOP - Maximum Rating of the Overcurrent Protective Device

**AIR COOLED: Performance data at STANDARD airflow with outdoor condensing unit - dual compressors**

<b>MODEL NUMBER:</b>		<b>DALA-</b>	<b>06-AO-D</b>	<b>08-AO-D</b>	<b>10-AO-D</b>	<b>13-AO-D</b>
<b>CAPACITY - Btu/hr - gross</b>						
80° DB/67° WB	Total		82,600	108,700	129,400	167,100
50% RH	Sensible		62,300	80,100	102,100	129,300
75° DB/62.5° WB	Total		76,500	100,800	121,400	155,000
50% RH	Sensible		60,000	77,300	98,900	124,500
75° DB/61° WB	Total		73,800	97,700	117,000	150,600
45% RH	Sensible		63,900	82,300	105,400	133,010
72° DB/60° WB	Total		72,900	96,000	116,600	147,800
50% RH	Sensible		58,700	75,600	96,900	121,600
72° DB/58.6° WB	Total		70,400	93,300	111,700	143,600
45% RH	Sensible		61,900	79,900	102,100	129,000

<b>BLOWER SECTION</b>						
Airflow - CFM			2,500	3,000	4,000	5,000
Standard motor - horsepower			2	2	3	5
External Static Pressure (E.S.P.) - inches of W.G.			0.5	0.5	0.5	0.5
Number of motors/fans			1/1	1/1	1/1	1/1
Maximum E.S.P.	(Standard Motor)		0.9	1.3	1.4	1.1
Maximum E.S.P.	(Next Size Motor)		0.9	1.3	1.5	1.1
Next size motor - horsepower			3	3	5	7.5

<b>COMPRESSORS</b>		<i>(in Outdoor Condensing Unit)</i>				
Type			Scroll	Scroll	Scroll	Scroll
Quantity			2	2	2	2
Refrigerant type			R-410A	R-410A	R-410A	R-410A

<b>EVAPORATOR COIL</b>						
Face velocity - sq ft			12.2	12.2	12.2	12.2
Rows of coils			3	4	5	5
Face velocity - fpm			205	246	328	410

<b>REHEAT SECTION</b>						
Electric			Standard	Standard	Standard	Standard
kW			15	15	15	15
Capacity - Btu/hr			51,225	51,225	51,225	51,225

<b>HUMIDIFIER SECTION</b>						
Steam generator			Optional	Optional	Optional	Optional
kW			3.4	3.4	3.4	3.4
Capacity - lb/hr	(Adjustable)		10	10	10	10
kW			3.4-10.2	3.4-10.2	3.4-10.2	3.4-10.2
Capacity - lb/hr	(Adjustable)		10-30	10-30	10-30	10-30

**AIR COOLED: Performance data at STANDARD airflow with outdoor condensing unit - dual compressors**

**MODEL NUMBER:** *DALA-* *06-AO-D* *08-AO-D* *10-AO-D* *13-AO-D*

**FILTER SECTION**

Quantity		2	2	2	2
Size - inches		20x25x4	20x25x4	20x25x4	20x25x4
Quantity		2	2	2	2
Size - inches		16x25x4	16x25x4	16x25x4	16x25x4
Efficiency - MERV		8	8	8	8

(Note: Efficiency based on ASHRAE Std. 52.2)

**CONNECTION SIZES**

Liquid line - O.D. Copper		1/2	1/2	1/2	1/2
Suction line - O.D. Copper		3/4	3/4	3/4	3/4
Condensate drain		3/4	3/4	3/4	3/4
Humidifier supply		1/4	1/4	1/4	1/4

(Note: Refer to Operation and Maintenance manual for recommended pipe sizing between evaporator section and condensing unit.)

**ELECTRICAL SECTION**

**Standard Motor**

Electrical data based on: electric reheat - **YES**, 10 lb/hr steam generator humidifier - **YES**, and STANDARD MOTOR.

208-230/3/60	FLA/MCA/MOP	48/60/70	48/60/70	51/63/70	56/70/80
460/3/60	FLA/MCA/MOP	22/27/30	22/27/30	23/29/30	25/32/35

Electrical data based on: electric reheat - **YES**, 30 lb/hr steam generator humidifier - **YES**, and STANDARD MOTOR.

208-230/3/60	FLA/MCA/MOP	48/60/70	48/60/70	51/63/70	56/70/80
460/3/60	FLA/MCA/MOP	22/27/30	22/27/30	23/29/30	25/32/35

Electrical data based on: electric reheat - **NO**, 10 lb/hr steam generator humidifier - **YES**, and STANDARD MOTOR.

208-230/3/60	FLA/MCA/MOP	23/28/30	23/28/30	25/32/35	31/39/45
460/3/60	FLA/MCA/MOP	11/13/15	11/13/15	12/15/20	14/18/20

Electrical data based on: electric reheat - **NO**, 30 lb/hr steam generator humidifier - **YES**, and STANDARD MOTOR.

208-230/3/60	FLA/MCA/MOP	35/43/45	35/43/45	37/47/50	43/54/60
460/3/60	FLA/MCA/MOP	16/20/25	16/20/25	17/22/25	19/24/25

Electrical data based on: electric reheat - **YES**, steam generator humidifier - **NO**, and STANDARD MOTOR.

208-230/3/60	FLA/MCA/MOP	48/60/70	48/60/70	51/63/70	56/70/80
460/3/60	FLA/MCA/MOP	22/27/30	22/27/30	23/29/30	25/32/35

Electrical data based on: electric reheat - **NO**, steam generator humidifier - **NO**, and STANDARD MOTOR.

208-230/3/60	FLA/MCA/MOP	6.2/7.8/15	6.2/7.8/15	9.0/11/12	15/18/30
460/3/60	FLA/MCA/MOP	3.1/3.9/15	3.1/3.9/15	4.4/5.5/15	6.6/8.3/15

**STANDARD MOTOR**

Horsepower		2	2	3	5
208-230/3/60	FLA	6.2	6.2	9.0	14.6
460/3/60	FLA	3.1	3.1	4.4	6.6

FLA - Full load amps

MCA - Minimum circuit amps (wire sizing amps)

MOP - Maximum Rating of the Overcurrent Protective Device

**AIR COOLED: Performance data at STANDARD airflow with outdoor condensing unit - dual compressors**

**MODEL NUMBER:**                      *DALA-*                      *06-AO-D*                      *08-AO-D*                      *10-AO-D*                      *13-AO-D*

**ELECTRICAL SECTION**

**Next Size Motor**

Electrical data based on: electric reheat - **YES**, 10 lb/hr steam generator humidifier - **YES**, and NEXT SIZE MOTOR.

208-230/3/60	FLA/MCA/MOP	51/63/70	51/63/70	56/70/80	65/81/90
460/3/60	FLA/MCA/MOP	23/29/30	23/29/30	25/32/35	30/37/40

Electrical data based on: electric reheat - **YES**, 30 lb/hr steam generator humidifier - **YES**, and NEXT SIZE MOTOR.

208-230/3/60	FLA/MCA/MOP	51/63/70	51/63/70	56/70/80	65/81/90
460/3/60	FLA/MCA/MOP	23/29/30	23/29/30	25/32/35	30/37/40

Electrical data based on: electric reheat - **NO**, 10 lb/hr steam generator humidifier - **YES**, and NEXT SIZE MOTOR.

208-230/3/60	FLA/MCA/MOP	25/32/35	25/32/35	31/39/45	39/49/60
460/3/60	FLA/MCA/MOP	12/15/20	12/15/20	14/18/20	18/23/30

Electrical data based on: electric reheat **NO**, 30 lb/hr steam generator humidifier - **YES**, and NEXT SIZE MOTOR.

208-230/3/60	FLA/MCA/MOP	37/47/50	37/47/50	43/54/60	51/64/80
460/3/60	FLA/MCA/MOP	17/22/25	17/22/25	19/24/25	24/30/35

Electrical data based on: electric reheat - **YES**, steam generator humidifier - **NO**, and NEXT SIZE MOTOR.

208-230/3/60	FLA/MCA/MOP	51/63/70	51/63/70	56/70/80	65/81/90
460/3/60	FLA/MCA/MOP	23/29/30	23/29/30	25/32/35	30/37/40

Electrical data based on: electric reheat - **NO**, steam generator humidifier - **NO**, and NEXT SIZE MOTOR.

208-230/3/60	FLA/MCA/MOP	9.0/11/20	9.0/11/20	15/18/30	23/29/50
460/3/60	FLA/MCA/MOP	4.4/5.5/15	4.4/5.5/15	6.6/8.3/15	11/14/25

**NEXT SIZE MOTOR**

Horsepower		3	3	5	7.5
208-230/3/60	FLA	9.0	9.0	14.6	26.0
460/3/60	FLA	4.4	4.4	6.6	11.0

**CONDENSING UNIT**

Condensing unit at 95° F ambient model number	DRCU-07	DRCU-09	DRCU-11	DRCU-15
208-230/3/60	FLA/MCA/MOP	25/27/35	31/35/45	43/47/60
460/3/60	FLA/MCA/MOP	12/14/15	17/19/25	22/24/30

Condensing unit at 100° F ambient model number	DRCU-07	DRCU-11	DRCU-15	DRCU-17
208-230/3/60	FLA/MCA/MOP	25/27/35	35/39/50	43/47/60
460/3/60	FLA/MCA/MOP	12/14/15	19/21/35	22/24/30

Condensing unit at 105° F ambient model number	DRCU-11	DRCU-15	DRCU-17	DRCU-21
208-230/3/60	FLA/MCA/MOP	29/32/40	35/39/50	43/47/60
460/3/60	FLA/MCA/MOP	14/16/20	19/21/25	22/24/30

**COMPRESSORS**

208-230/3/60	FLA	13.1	17.6	20.5	25.0
460/3/60	FLA	6.1	9.6	9.6	12.8

(Notes: Condensing units are not available in 575 volts. Condensing units are selected at sea level.)

FLA - Full load amps

MCA - Minimum circuit amps (wire sizing amps)

MOP - Maximum Rating of the Overcurrent Protective Device



**AIR COOLED: Performance data at OPTIONAL airflow with outdoor condensing unit - dual compressors**

<b>MODEL NUMBER:</b>		<b>DALA-</b>	<b>06-AO-D</b>	<b>08-AO-D</b>	<b>10-AO-D</b>	<b>13-AO-D</b>
<b>CAPACITY in Btu/hr - gross</b>						
80° DB/67° WB	Total		84,500	112,500	133,000	169,200
50% RH	Sensible		68,700	88,700	113,000	136,300
75° DB/62.5° WB	Total		78,800	104,200	123,600	156,600
50% RH	Sensible		66,100	85,300	108,500	130,900
75° DB/61° WB	Total		76,500	100,900	119,900	152,900
45% RH	Sensible		71,000	91,200	116,700	140,700
72° DB/60° WB	Total		75,300	99,300	118,000	149,000
50% RH	Sensible		64,600	83,200	105,800	127,600
72° DB/58.6° WB	Total		73,000	96,900	114,900	146,600
45% RH	Sensible		68,600	88,500	112,900	136,400

**BLOWER SECTION**

Airflow - CFM		3,000	3,600	4,750	5,500
Standard motor - horsepower		2	3	5	5
External Static Pressure (E.S.P.) - inches of W.G.		0.5	0.5	0.5	0.5
Number of motors/fans		1/1	1/1	1/1	1/1
Maximum E.S.P.	(Standard Motor)	1.3	1.5	1.5	0.8
Maximum E.S.P.	(Next Size Motor)	1.3	1.5	1.5	0.8
Next size motor - horsepower		3	5	7.5	7.5

**COMPRESSORS**

(in Outdoor Condensing Unit)

Type		Scroll	Scroll	Scroll	Scroll
Quantity		2	2	2	2
Refrigeration type		R-410A	R-410A	R-410A	R-410A

**EVAPORATOR COIL**

Face velocity - sq ft		12.2	12.2	12.2	12.2
Rows of coils		3	4	5	5
Face velocity - fpm		246	295	389	451

**REHEAT SECTION**

Electric		Standard	Standard	Standard	Standard
kW		15	15	15	15
Capacity - Btu/hr		51,225	51,225	51,225	51,225

**HUMIDIFIER SECTION**

Steam generator		Optional	Optional	Optional	Optional
kW		3.4	3.4	3.4	3.4
Capacity - lb/hr	(Adjustable)	10	10	10	10
kW		3.4-10.2	3.4-10.2	3.4-10.2	3.4-10.2
Capacity - lb/hr	(Adjustable)	10-30	10-30	10-30	10-30

**AIR COOLED: Performance data at OPTIONAL airflow with outdoor condensing unit - dual compressors**

**MODEL NUMBER:** **DALA-** **06-AO-D** **08-AO-D** **10-AO-D** **13-AO-D**

**FILTER SECTION**

Quantity		2	2	2	2
Size - inches		20x25x4	20x25x4	20x25x4	20x25x4
Quantity		2	2	2	2
Size - inches		16x25x4	16x25x4	16x25x4	16x25x4
Efficiency - MERV		8	8	8	8

(Note: Efficiency based on ASHRAE Std. 52.2)

**CONNECTION SIZES**

Liquid line - O.D. Copper		1/2	1/2	1/2	1/2
Suction line - O.D. Copper		3/4	3/4	3/4	3/4
Condensate drain		3/4	3/4	3/4	3/4
Humidifier supply		1/4	1/4	1/4	1/4

(Note: Refer to Operation and Maintenance manual for recommended pipe sizing between evaporator section and condensing unit.)

**ELECTRICAL SECTION**

**Standard Motor**

Electrical data based on: electric reheat - YES, 10 lb/hr steam generator humidifier - YES, and STANDARD MOTOR.

208-230/3/60	FLA/MCA/MOP	51/63/70	51/63/70	56/70/80	65/81/90
460/3/60	FLA/MCA/MOP	23/29/30	23/29/30	25/32/35	30/37/40

Electrical data based on: electric reheat - YES, 30 lb/hr steam generator humidifier - YES, and STANDARD MOTOR.

208-230/3/60	FLA/MCA/MOP	51/63/70	51/63/70	56/70/80	65/81/90
460/3/60	FLA/MCA/MOP	23/29/30	23/29/30	25/32/35	30/37/40

Electrical data based on: electric reheat - NO, 10 lb/hr steam generator humidifier - YES, and STANDARD MOTOR.

208-230/3/60	FLA/MCA/MOP	25/32/35	25/32/35	31/39/45	39/49/60
460/3/60	FLA/MCA/MOP	12/15/20	12/15/20	14/18/20	18/23/30

Electrical data based on: electric reheat - NO, 30 lb/hr steam generator humidifier - YES, and STANDARD MOTOR.

208-230/3/60	FLA/MCA/MOP	37/47/50	37/47/50	43/54/60	51/64/80
460/3/60	FLA/MCA/MOP	17/22/25	17/22/25	19/24/25	24/30/35

Electrical data based on: electric reheat - YES, steam generator humidifier - NO, and STANDARD MOTOR.

208-230/3/60	FLA/MCA/MOP	51/63/70	51/63/70	56/70/80	65/81/90
460/3/60	FLA/MCA/MOP	23/29/30	23/29/30	25/32/35	30/37/40

Electrical data based on: electric reheat - NO, steam generator humidifier - NO, and STANDARD MOTOR.

208-230/3/60	FLA/MCA/MOP	9.0/11/20	9.0/11/20	15/18/30	23/29/50
460/3/60	FLA/MCA/MOP	4.4/5.5/15	4.4/5.5/15	6.6/8.3/15	11/14/25

**STANDARD MOTOR**

Horsepower		3	3	5	7.5
208-230/3/60	FLA	9.0	9.0	14.6	23.0
460/3/60	FLA	4.4	4.4	6.6	11.0

FLA - Full load amps

MCA - Minimum circuit amps (wire sizing amps)

MOP - Maximum Rating of the Overcurrent Protective Device

**AIR COOLED: Performance data at OPTIONAL airflow with outdoor condensing unit - dual compressors**

**MODEL NUMBER:**                      **DALA-**                      **06-AO-D**                      **08-AO-D**                      **10-AO-D**                      **13-AO-D**

**ELECTRICAL SECTION**

**Next Size Motor**

Electrical data based on: electric reheat - YES, 10 lb/hr steam generator humidifier - YES, and NEXT SIZE MOTOR.

208-230/3/60	FLA/MCA/MOP	56/70/80	56/70/80	65/81/90	N/A
460/3/60	FLA/MCA/MOP	25/32/35	25/32/35	30/37/40	N/A

Electrical data based on: electric reheat - YES, 30 lb/hr steam generator humidifier - YES, and NEXT SIZE MOTOR.

208-230/3/60	FLA/MCA/MOP	56/70/80	56/70/80	65/81/90	N/A
460/3/60	FLA/MCA/MOP	25/32/35	25/32/35	30/37/40	N/A

Electrical data based on: electric reheat - NO, 10 lb/hr steam generator humidifier - YES, and NEXT SIZE MOTOR.

208-230/3/60	FLA/MCA/MOP	31/39/45	31/39/45	39/49/60	N/A
460/3/60	FLA/MCA/MOP	14/18/20	14/18/20	18/23/30	N/A

Electrical data based on: electric reheat - NO, 30 lb/hr steam generator humidifier - YES, and NEXT SIZE MOTOR.

208-230/3/60	FLA/MCA/MOP	43/54/60	43/54/60	51/64/80	N/A
460/3/60	FLA/MCA/MOP	19/24/25	19/24/25	24/30/35	N/A

Electrical data based on: electric reheat - YES, steam generator humidifier -NO, and NEXT SIZE MOTOR.

208-230/3/60	FLA/MCA/MOP	56/70/80	56/70/80	65/81/90	N/A
460/3/60	FLA/MCA/MOP	25/32/35	25/32/35	30/37/40	N/A

Electrical data based on: electric reheat - NO, steam generator humidifier - NO, and NEXT SIZE MOTOR.

208-230/3/60	FLA/MCA/MOP	15/18/30	15/18/30	23/29/50	N/A
460/3/60	FLA/MCA/MOP	6.6/8.3/15	636/8.3/15	11/14/25	N/A

**NEXT SIZE MOTOR**

Horsepower		5	5	7.5	N/A
208-230/3/60	FLA	14.6	14.6	23.0	N/A
460/3/60	FLA	6.6	6.6	11.0	N/A

**CONDENSING UNIT**

Condensing unit at 95° F ambient model number		DRCU-07	DRCU-09	DRCU-11	N/A
208-230/3/60	FLA/MCA/MOP	25/27/35	31/35/45	43/47/60	N/A
460/3/60	FLA/MCA/MOP	12/14/15	17/19/25	22/24/30	N/A
Condensing unit at 100° F ambient model number		DRCU-07	DRCU-11	DRCU-15	N/A
208-230/3/60	FLA/MCA/MOP	25/27/35	31/35/45	43/47/60	N/A
460/3/60	FLA/MCA/MOP	12/14/15	17/19/25	22/24/30	N/A
Condensing unit at 105° F ambient model number		DRCU-11	DRCU-15	DRCU-17	N/A
208-230/3/60	FLA/MCA/MOP	29/32/40	35/39/50	43/47/60	N/A
460/3/60	FLA/MCA/MOP	14/16/20	19/21/25	22/24/30	N/A

**COMPRESSORS**

208-230/3/60	FLA	13.1	17.6	20.5	N/A
460/3/60	FLA	6.1	9.6	9.6	N/A

(Notes: Condensing units are not available in 575 volts. Condensing units are selected at sea level.)

FLA - Full load amps                      MCA - Minimum circuit amps (wire sizing amps)                      MOP - Maximum Rating of the Overcurrent Protective Device

**WATER COOLED: Performance data at STANDARD airflow with single compressor**

<i>MODEL NUMBER:</i>	<i>DALW</i>	<i>06-P-S</i>	<i>08-P-S</i>	<i>10-P-S</i>	<i>13-P-S</i>
<b>CAPACITY in Btu/hr - gross</b>					
80° DB/67° WB	Total	91,500	121,700	150,900	186,700
50% RH	Sensible	66,400	85,500	110,700	137,100
75° DB/62.5° WB	Total	85,100	113,100	140,700	173,900
50% RH	Sensible	64,300	82,700	107,200	132,600
75° DB/61° WB	Total	82,700	109,400	136,600	168,700
45% RH	Sensible	68,500	87,700	114,100	141,200
72° DB/60° WB	Total	81,400	107,700	134,500	166,100
50% RH	Sensible	63,000	81,100	105,000	129,900
72° DB/58.6° WB	Total	79,700	104,600	131,300	161,900
45% RH	Sensible	66,800	85,300	112,000	137,500

**GLYCOL COOLED: Performance data at STANDARD airflow with single compressor**

<i>MODEL NUMBER:</i>	<i>DALG</i>	<i>06-P-S</i>	<i>08-P-S</i>	<i>10-P-S</i>	<i>13-P-S</i>
<b>CAPACITY in Btu/hr - gross</b>					
80° DB/67° WB	Total	80,000	106,300	130,900	161,600
50% RH	Sensible	61,900	79,100	102,700	127,100
75° DB/62.5° WB	Total	74,300	98,800	121,000	150,200
50% RH	Sensible	59,600	76,400	98,700	122,500
75° DB/61° WB	Total	72,100	95,600	117,500	145,700
45% RH	Sensible	63,800	81,400	105,800	137,000
72° DB/60° WB	Total	70,800	94,300	115,000	143,400
50% RH	Sensible	58,300	74,800	96,200	119,700
72° DB/58.6° WB	Total	68,800	91,800	113,000	139,700
45% RH	Sensible	61,800	79,200	102,700	127,200

*-The following sections apply to both Glycol and Water cooled units. -*

**BLOWER SECTION**

Airflow - CFM		2,500	3,000	4,000	5,000
Standard motor - horsepower		2	2	3	5
External Static Pressure - (E.S.P.) - inches of W.G.		0.5	0.5	0.5	0.5
Number of motors/fans		1/1	1/1	1/1	1/1
Maximum E.S.P.	<i>(Standard Motor)</i>	0.9	1.3	1.4	1.1
Maximum E.S.P.	<i>(Next Size Motor)</i>	0.9	1.3	1.5	1.1
Next size motor - horsepower		3	3	5	7.5

**COMPRESSOR**

Type		Scroll	Scroll	Scroll	Scroll
Quantity		1	1	1	1
Refrigerant type		R-410A	R-410A	R-410A	R-410A



**WATER/GLYCOL COOLED: Performance data at STANDARD airflow with single compressor**

**MODEL NUMBER:** *DAL\** *06-P-S* *08-P-S* *10-P-S* *13-P-S*

**ELECTRICAL SECTION**

**Standard Motor - continued**

Electrical data based on: electric reheat - **NO**, 30 lb/hr steam generator humidifier - **YES**, and STANDARD MOTOR.

208-230/3/60	FLA/MCA/MOP	60/73/90	65/79/100	71/86/110	94/114/150
460/3/60	FLA/MCA/MOP	29/35/45	33/40/50	35/43/50	43/52/70
575/3/60	FLA/MCA/MOP	22/27/30	25/31/40	26/32/40	36/43/60

Electrical data based on: electric reheat - **YES**, steam generator humidifier - **NO**, and STANDARD MOTOR.

208-230/3/60	FLA/MCA/MOP	73/90/100	78/96/110	84/103/125	108/131/150
460/3/60	FLA/MCA/MOP	35/43/50	39/48/60	41/50/60	49/59/70
575/3/60	FLA/MCA/MOP	27/33/35	30/37/45	31/38/45	40/49/60

Electrical data based on: electric reheat - **NO**, steam generator humidifier - **NO** and STANDARD MOTOR.

208-230/3/60	FLA/MCA/MOP	31/38/60	36/44/70	42/51/80	66/79/125
460/3/60	FLA/MCA/MOP	16/19/30	20/24/40	22/27/45	30/36/50
575/3/60	FLA/MCA/MOP	12/15/20	15/18/30	16/19/30	25/30/50

**STANDARD MOTOR**

Horsepower		2	2	3	5
208-230/3/60	FLA	6.2	6.2	9.0	14.6
460/3/60	FLA	3.1	3.1	4.4	6.6
575/3/60	FLA	2.5	2.5	3.3	5.3

**ELECTRICAL SECTION**

**Next Size Motor**

Electrical data based on: electric reheat - **YES**, 10 lb/hr steam generator humidifier - **YES**, and NEXT SIZE MOTOR.

208-230/3/60	FLA/MCA/MOP	76/92/100	81/99/110	90/108/125	116/139/175
460/3/60	FLA/MCA/MOP	36/44/50	40/49/60	43/53/60	53/63/80
575/3/60	FLA/MCA/MOP	28/34/40	31/37/45	33/40/45	44/52/60

Electrical data based on: electric reheat - **YES**, 30 lb/hr steam generator humidifier - **YES**, and NEXT SIZE MOTOR.

208-230/3/60	FLA/MCA/MOP	76/92/100	81/99/110	90/108/125	116/139/175
460/3/60	FLA/MCA/MOP	36/44/50	40/49/60	43/53/60	53/63/80
575/3/60	FLA/MCA/MOP	28/34/40	31/37/45	33/40/45	44/52/60

Electrical data based on: electric reheat - **NO**, 10 lb/hr steam generator humidifier - **YES**, and NEXT SIZE MOTOR.

208-230/3/60	FLA/MCA/MOP	50/61/80	55/67/90	64/77/100	91/108/150
460/3/60	FLA/MCA/MOP	25/30/40	29/35/45	32/38/50	42/49/70
575/3/60	FLA/MCA/MOP	19/23/30	21/26/35	24/29/40	34/41/50

Electrical data based on: electric reheat - **NO**, 30 lb/hr steam generator humidifier - **YES**, and NEXT SIZE MOTOR.

208-230/3/60	FLA/MCA/MOP	62/76/90	67/82/100	76/92/110	103/123/150
460/3/60	FLA/MCA/MOP	30/36/45	34/41/50	37/45/50	47/56/70
575/3/60	FLA/MCA/MOP	23/28/35	26/31/40	28/34/40	39/46/60

Electrical data based on: electric reheat - **YES**, steam generator humidifier - **NO**, and NEXT SIZE MOTOR.

208-230/3/60	FLA/MCA/MOP	76/92/100	81/99/110	90/108/125	116/139/175
460/3/60	FLA/MCA/MOP	36/44/50	40/49/50	43/53/60	53/63/80
575/3/60	FLA/MCA/MOP	28/34/40	31/37/45	33/40/45	44/52/60

Electrical data based on: electric reheat - **NO**, steam generator humidifier - **NO**, and NEXT SIZE MOTOR.

208-230/3/60	FLA/MCA/MOP	34/40/60	39/47/70	48/56/90	74/87/125
460/3/60	FLA/MCA/MOP	17/20/30	21/25/40	25/29/45	34/40/60
575/3/60	FLA/MCA/MOP	13/15/25	16/19/30	18/21/30	29/34/50

\* W - WATER COOLED G - GLYCOL COOLED

FLA - Full load amps

MCA - Minimum circuit amps (wire sizing amps)

MOP - Maximum Rating of the Overcurrent Protective Device

**WATER/GLYCOL COOLED: Performance data at STANDARD airflow with single compressor**

**MODEL NUMBER:** *DAL*\* *06-P-S* *08-P-S* *10-P-S* *13-P-S*

**NEXT SIZE MOTOR**

Horsepower		<i>06-P-S</i>	<i>08-P-S</i>	<i>10-P-S</i>	<i>13-P-S</i>
208-230/3/60	FLA	3.0	3.0	5.0	7.5
460/3/60	FLA	4.4	4.4	6.6	11.0
575/3/60	FLA	3.3	3.3	5.3	8.6

**COMPRESSOR**

208-230/3/60	FLA	25.0	30.1	33.3	51.3
460/3/60	FLA	12.8	16.7	17.9	23.1
575/3/60	FLA	9.6	12.2	12.8	19.9

**FLUID COOLER**

Fluid cooler at 95° F ambient model number		DAFC-11	DAFC-15	DAFC-21	DAFC-21
208-230/3/60	FLA/MCA/MOP	8.4/9.5/15	8.4/9.5/15	13/14/15	13/14/15
460/3/60	FLA/MCA/MOP	4.2/4.7/15	4.1/4.7/15	6.3/6.8/15	6.3/6.8/15
Fluid cooler at 100° F ambient model number		DAFC-21	DAFC-21	DAFC-28	DAFC-30
208-230/3/60	FLA/MCA/MOP	13/14/15	13/14/15	13/14/15	17/18/20
460/3/60	FLA/MCA/MOP	6.3/6.8/15	6.3/6.8/15	6.3/6.8/15	8.4/8.9/15

**CONDENSER WATER**

*Requirements*

65° F entering fluid temperature	GPM	7	10	12	16
	PD - PSI	1.9	2.1	2.3	3.6
75° F entering fluid temperature	GPM	11	15	19	21
	PD - PSI	2.8	3.4	3.7	4.8
85° F entering fluid temperature	GPM	16	21	26	34
	PD - PSI	3.2	4.0	5.3	6.6
With Fluid Cooler	GPM	21	28	35	46
	PD in PSI	5.9	7.7	10.3	13.8

*(Notes: Fluid Coolers are not available in 575 volts. Fluid Coolers are selected at sea level. Pump selection is based on total available head pressure of 80 feet.)*

\* *W - WATER COOLED* *G - GLYCOL COOLED*

FLA - Full load amps

MCA - Minimum circuit amps (wire sizing amps)

MOP - Maximum Rating of the Overcurrent Protective Device

**WATER COOLED: Performance data at OPTIONAL airflow with single compressor**

<b>MODEL NUMBER:</b>	<b>DALW</b>	<b>06-P-S</b>	<b>08-P-S</b>	<b>10-P-S</b>	<b>13-P-S</b>
<b>CAPACITY in Btu/hr - gross</b>					
80° DB/67° WB	Total	94,600	125,800	155,800	190,400
50% RH	Sensible	73,200	93,900	121,800	144,500
75° DB/62.5° WB	Total	88,000	116,900	145,400	176,600
50% RH	Sensible	70,600	90,700	117,600	139,300
75° DB/61° WB	Total	85,400	114,100	141,400	171,100
45% RH	Sensible	75,600	97,000	125,900	148,600
72° DB/60° WB	Total	84,100	111,500	139,200	168,400
50% RH	Sensible	69,100	88,700	115,100	136,200
72° DB/58.6° WB	Total	82,300	108,900	136,000	164,500
45% RH	Sensible	73,500	94,000	122,400	144,500

**GLYCOL COOLED: Performance data at OPTIONAL airflow with single compressor**

<b>MODEL NUMBER:</b>	<b>DALG</b>	<b>06-P-S</b>	<b>08-P-S</b>	<b>10-P-S</b>	<b>13-P-S</b>
<b>CAPACITY in Btu/hr - gross</b>					
80° DB/67° WB	Total	82,300	109,500	134,900	164,600
50% RH	Sensible	68,500	87,500	113,800	134,500
75° DB/62.5° WB	Total	76,500	102,000	125,200	152,300
50% RH	Sensible	65,900	84,300	109,200	129,100
75° DB/61° WB	Total	74,300	98,200	121,100	148,500
45% RH	Sensible	70,800	90,000	117,200	138,800
72° DB/60° WB	Total	73,000	97,500	119,740	144,900
50% RH	Sensible	64,300	82,400	106,540	125,800
72° DB/58.6° WB	Total	71,500	94,600	115,700	142,600
45% RH	Sensible	68,700	87,500	113,300	134,600

*-The following sections apply to both Glycol and Water cooled units. -*

**BLOWER SECTION**

Airflow - CFM		3,000	3,600	4,750	5,500
Standard motor - horsepower		2	3	5	5
External Static Pressure (E.S.P.) - inches of W.G.		0.5	0.5	0.5	0.5
Number of motors/fans		1/1	1/1	1/1	1/1
Maximum E.S.P.	(Standard Motor)	1.3	1.5	1.5	0.8
Maximum E.S.P.	(Next Size Motor)	1.3	1.5	1.5	0.8
Next size motor - horsepower		3	5	7.5	7.5

**COMPRESSOR**

Type		Scroll	Scroll	Scroll	Scroll
Quantity		1	1	1	1
Refrigerant type		R-410A	R-410A	R-410A	R-410A



**WATER/GLYCOL COOLED: Performance data at OPTIONAL airflow with single compressor**

**MODEL NUMBER:**                      **DAL\***                      **06-P-S**                      **08-P-S**                      **10-P-S**                      **13-P-S**

**EVAPORATOR COIL**

Face area - sq ft		12.2	12.2	12.2	12.2
Rows of coils		3	4	5	5
Face velocity - fpm		246	295	389	451

**REHEAT SECTION**

Electric		Standard	Standard	Standard	Standard
kW		15	15	15	15
Capacity - Btu/hr		51,225	51,225	51,225	51,225

**HUMIDIFIER SECTION**

Steam generator		Optional	Optional	Optional	Optional
kW		3.4	3.4	3.4	3.4
Capacity - lb/hr	<i>(Adjustable)</i>	10	10	10	10
kW		3.4-10.2	3.4-10.2	3.4-10.2	3.4-10.2
Capacity - lb/hr	<i>(Adjustable)</i>	10-30	10-30	10-30	10-30

**FILTER SECTION**

Quantity		2	2	2	2
Size - inches		20x25x4	20x25x4	20x25x4	20x25x4
Quantity		2	2	2	2
Size - inches		16x25x4	16x25x4	16x25x4	16x25x4
Efficiency - MERV		8	8	8	8

*(Note: Efficiency based on ASHRAE Std. 52.2)*

**CONNECTION SIZES**

Condenser water supply - O.D. Copper		1-5/8	1-5/8	1-5/8	1-5/8
Condenser water return - O.D. Copper		1-5/8	1-5/8	1-5/8	1-5/8
Condensate drain		3/4	3/4	3/4	3/4
Humidifier supply		1/4	1/4	1/4	1/4

**ELECTRICAL SECTION**

**Standard Motor**

Electrical data based on: electric reheat - YES, 10 lb/hr steam generator humidifier - YES, and STANDARD MOTOR.

208-230/3/60	FLA/MCA/MOP	76/92/100	81/99/110	90/108/125	116/139/175
460/3/60	FLA/MCA/MOP	36/44/50	40/49/60	43/53/60	53/63/80
575/3/60	FLA/MCA/MOP	28/34/40	31/37/45	33/40/45	44/52/60

Electrical data based on: electric reheat - YES, 30 lb/hr steam generator humidifier - YES, and STANDARD MOTOR.

208-230/3/60	FLA/MCA/MOP	76/92/100	81/99/110	90/108/125	116/139/175
460/3/60	FLA/MCA/MOP	36/44/50	40/49/60	43/53/60	53/63/80
575/3/60	FLA/MCA/MOP	28/34/40	31/37/45	33/40/45	44/52/60

Electrical data based on: electric reheat - NO, 10 lb/hr steam generator humidifier - YES, and STANDARD MOTOR.

208-230/3/60	FLA/MCA/MOP	50/61/80	55/67/90	64/77/100	91/108/150
460/3/60	FLA/MCA/MOP	25/30/40	29/35/45	32/38/50	42/49/70
575/3/60	FLA/MCA/MOP	19/23/30	21/26/35	24/29/40	34/41/50

\* *W* - WATER COOLED      *G* - GLYCOL COOLED

FLA - Full load amps

MCA - Minimum circuit amps (wire sizing amps)

MOP - Maximum Rating of the Overcurrent Protective Device

**WATER/GLYCOL COOLED: Performance data at OPTIONAL airflow with single compressor**

**MODEL NUMBER:** *DAL\** **06-P-S** **08-P-S** **10-P-S** **13-P-S**

**ELECTRICAL SECTION**

**Standard Motor - continued**

Electrical data based on: electric reheat - **NO**, 30 lb/hr steam generator humidifier - **YES**, and STANDARD MOTOR.

208-230/3/60	FLA/MCA/MOP	62/76/90	67/82/100	76/92/110	103/123/150
460/3/60	FLA/MCA/MOP	30/36/45	34/41/50	37/45/60	47/56/70
575/3/60	FLA/MCA/MOP	23/28/35	26/31/40	28/34/40	39/46/60

Electrical data based on: electric reheat - **YES**, steam generator humidifier - **NO**, and STANDARD MOTOR.

208-230/3/60	FLA/MCA/MOP	76/92/100	81/99/110	90/108/125	116/139/175
460/3/60	FLA/MCA/MOP	36/44/50	40/49/60	43/53/60	53/63/80
575/3/60	FLA/MCA/MOP	28/34/40	31/37/45	33/40/45	44/52/60

Electrical data based on: electric reheat - **NO**, steam generator humidifier - **NO**, and STANDARD MOTOR.

208-230/3/60	FLA/MCA/MOP	34/40/60	39/47/70	48/56/90	74/87/125
460/3/60	FLA/MCA/MOP	17/20/30	21/25/40	25/29/45	34/40/60
575/3/60	FLA/MCA/MOP	13/15/25	16/19/30	18/21/30	29/34/50

**STANDARD MOTOR**

Horsepower		3	3	5	725
208-230/3/60	FLA	9.0	9.0	14.6	23.0
460/3/60	FLA	4.4	4.4	6.6	11.0
575/3/60	FLA	3.3	3.3	5.3	8.6

**ELECTRICAL SECTION**

**Next Size Motor**

Electrical data based on: electric reheat - **YES**, 10 lb/hr steam generator humidifier - **YES**, and NEXT SIZE MOTOR.

208-230/3/60	FLA/MCA/MOP	81/98/110	86/104/110	98/117/125	N/A
460/3/60	FLA/MCA/MOP	38/46/50	42/51/60	48/57/70	N/A
575/3/60	FLA/MCA/MOP	30/36/40	33/39/45	37/43/50	N/A

Electrical data based on: electric reheat - **YES**, 30 lb/hr steam generator humidifier - **YES**, and NEXT SIZE MOTOR.

208-230/3/60	FLA/MCA/MOP	81/98/110	86/104/110	98/117/125	N/A
460/3/60	FLA/MCA/MOP	38/46/50	42/51/60	48/57/70	N/A
575/3/60	FLA/MCA/MOP	30/36/40	33/39/45	37/43/50	N/A

Electrical data based on: electric reheat - **NO**, 10 lb/hr steam generator humidifier - **YES**, and NEXT SIZE MOTOR.

208-230/3/60	FLA/MCA/MOP	56/66/80	61/73/90	73/85/110	N/A
460/3/60	FLA/MCA/MOP	27/32/40	31/37/50	36/43/50	N/A
575/3/60	FLA/MCA/MOP	21/25/30	23/28/35	27/32/40	N/A

Electrical data based on: electric reheat - **NO**, 30 lb/hr steam generator humidifier - **YES**, and NEXT SIZE MOTOR.

208-230/3/60	FLA/MCA/MOP	68/81/90	73/88/110	85/100/125	N/A
460/3/60	FLA/MCA/MOP	32/39/45	36/44/50	42/49/60	N/A
575/3/60	FLA/MCA/MOP	25/30/35	28/33/40	32/37/45	N/A

Electrical data based on: electric reheat - **YES**, steam generator humidifier - **NO**, and NEXT SIZE MOTOR.

208-230/3/60	FLA/MCA/MOP	81/98/110	86/104/110	98/117/125	N/A
460/3/60	FLA/MCA/MOP	3/46/50	42/51/60	48/57/70	N/A
575/3/60	FLA/MCA/MOP	30/36/40	33/39/45	37/43/50	N/A

Electrical data based on: electric reheat - **NO**, steam generator humidifier - **NO**, and NEXT SIZE MOTOR.

208-230/3/60	FLA/MCA/MOP	40/46/70	45/52/80	56/65/90	N/A
460/3/60	FLA/MCA/MOP	19/23/35	23/28/40	29/33/50	N/A
575/3/60	FLA/MCA/MOP	15/17/25	18/31/30	21/25/35	N/A

\* *W* - WATER COOLED      *G* - GLYCOL COOLED

FLA - Full load amps

MCA - Minimum circuit amps (wire sizing amps)

MOP - Maximum Rating of the Overcurrent Protective Device

**WATER/GLYCOL COOLED: Performance data at OPTIONAL airflow with single compressor**

**MODEL NUMBER:**                      **DAL\***                      **06-P-S**                      **08-P-S**                      **10-P-S**                      **13-P-S**

**NEXT SIZE MOTOR**

Horsepower			5	5	7.5	N/A
208-230/3/60	FLA		14.6	14.6	23.0	N/A
460/3/60	FLA		6.6	6.6	11.0	N/A
575/3/60	FLA		5.3	5.3	8.6	N/A

**COMPRESSOR**

208-230/3/60	FLA		25.0	30.1	33.3	N/A
460/3/60	FLA		12.8	16.7	17.9	N/A
575/3/60	FLA		9.6	12.2	12.8	N/A

**FLUID COOLER**

Fluid cooler at 95° F ambient model number			DAFC-11	DAFC-15	DAFC-21	N/A
208-230/3/60	FLA/MCA/MOP		8.4/9.5/15	8.4/9.5/15	13/14/15	N/A
460/3/60	FLA/MCA/MOP		4.2/4.7/15	4.2/4.7/15	6.3/6.8/15	N/A
Fluid cooler at 100° F ambient model number			DAFC-21	DAFC-21	DAFC-28	N/A
208-230/3/60	FLA/MCA/MOP		13/14/15	13/14/15	13/14/15	N/A
460/3/60	FLA/MCA/MOP		6.3/6.8/15	6.3/6.8/15	6.3/6.8/15	N/A

**CONDENSER WATER**

65° F entering fluid temperature	GPM		7	10	12	N/A
	PD in PSI		1.9	2.1	2.3	N/A
75° F Entering Fluid Temperature	GPM		11	15	19	N/A
	PD in PSI		2.8	3.4	3.7	N/A
85° F Entering Fluid Temperature	GPM		16	21	26	N/A
	PD in PSI		3.2	4.0	5.3	N/A
With Fluid Cooler	GPM		21	28	35	N/A
	PD in PSI		5.9	7.7	10.3	N/A

**PUMP SELECTION**

At design flow

Horsepower			1	1.5	1.5	N/A
------------	--	--	---	-----	-----	-----

*(Notes: Fluid Coolers are not available in 575 volts. Fluid Coolers are selected at sea level. Pump selection is based on total available head pressure of 80 feet.)*

\* *W - WATER COOLED      G - GLYCOL COOLED*

FLA - Full load amps  
R-410A

MCA - Minimum circuit amps (wire sizing amps)  
43

MOP - Maximum Rating of the Overcurrent Protective Device

**WATER COOLED: Performance data at STANDARD airflow with dual compressors**

<i>MODEL NUMBER:</i>	<i>DALW</i>	<i>06-P-D</i>	<i>08-P-D</i>	<i>10-P-D</i>	<i>13-P-D</i>
<b>CAPACITY in Btu/hr - gross</b>					
80° DB/67° WB	Total	91,900	121,000	145,400	184,500
50% RH	Sensible	66,100	85,100	108,500	136,200
75° DB/62.5° WB	Total	85,200	112,200	134,700	172,100
50% RH	Sensible	63,800	82,300	104,500	131,900
75° DB/61° WB	Total	77,600	108,400	131,600	167,500
45% RH	Sensible	67,800	87,200	119,000	140,600
72° DB/60° WB	Total	81,200	106,800	128,200	164,700
50% RH	Sensible	62,500	80,600	102,200	129,300
72° DB/58.6° WB	Total	79,000	104,700	125,100	161,000
45% RH	Sensible	65,900	85,300	108,200	137,100

**GLYCOL COOLED: Performance data at STANDARD airflow with dual compressors**

<i>MODEL NUMBER:</i>	<i>DALG</i>	<i>06-P-D</i>	<i>08-P-D</i>	<i>10-P-D</i>	<i>13-P-D</i>
<b>CAPACITY in Btu/hr - gross</b>					
80° DB/67° WB	Total	78,100	104,800	125,400	161,600
50% RH	Sensible	60,600	78,500	100,600	127,100
75° DB/62.5° WB	Total	73,300	97,000	116,500	149,900
50% RH	Sensible	58,500	75,700	96,800	122,400
75° DB/61° WB	Total	70,100	94,200	113,400	145,500
45% RH	Sensible	62,400	80,700	103,800	130,900
72° DB/60° WB	Total	70,500	92,400	111,100	142,900
50% RH	Sensible	57,200	73,900	94,500	119,500
72° DB/58.6° WB	Total	68,700	90,400	107,600	138,800
45% RH	Sensible	61,100	78,500	100,200	126,800

*-The following sections apply to both Glycol and Water cooled units. -*

**BLOWER SECTION**

Airflow - CFM		2,500	3,000	4,000	5,000
Standard motor - horsepower		2	2	3	5
External Static Pressure (E.S.P.) - inches of W.G.		0.5	0.5	0.5	0.5
Number of motors/fans		1/1	1/1	1/1	1/1
Maximum E.S.P.	<i>(Standard Motor)</i>	0.9	1.3	1.4	1.1
Maximum E.S.P.	<i>(Next Size Motor)</i>	0.9	1.3	1.5	1.1
Next size motor - horsepower		3	3	5	7.5

**COMPRESSORS**

Type		Scroll	Scroll	Scroll	Scroll
Quantity		2	2	2	2
Refrigerant type		R-410A	R-410A	R-410A	R-410A

**WATER/GLYCOL COOLED: Performance data at STANDARD airflow with dual compressors**

**MODEL NUMBER:**                      **DAL\***                      **06-P-D**                      **08-P-D**                      **10-P-D**                      **13-P-D**

**EVAPORATOR COIL**

Face area - sq ft		12.2	12.2	12.2	12.2
Rows of coils		3	4	5	5
Face velocity - fpm		205	246	328	410

**REHEAT SECTION**

Electric		Standard	Standard	Standard	Standard
kW		15	15	15	15
Capacity Btu/hr		51,225	51,225	51,225	51,225

**HUMIDIFIER SECTION**

Steam generator		Optional	Optional	Optional	Optional
kW		3.4	3.4	3.4	3.4
Capacity - lb/hr	<i>(Adjustable)</i>	10	10	10	10
kW		3.4-10.2	3.4-10.2	3.4-10.2	3.4-10.2
Capacity - lb/hr	<i>(Adjustable)</i>	10-30	10-30	10-30	10-30

**FILTER SECTION**

Quantity		2	2	2	2
Size - inches		20x25x4	20x25x4	20x25x4	20x25x4
Quantity		2	2	2	2
Size - inches		16x25x4	16x25x4	16x25x4	16x25x4
Efficiency - MERV		8	8	8	8

*(Note: Efficiency based on ASHRAE Std. 52.2)*

**CONNECTION SIZES**

Condenser water supply - O.D. Copper		1-5/8	1-5/8	1-5/8	1-5/8
Condenser water return - O.D. Copper		1-5/8	1-5/8	1-5/8	1-5/8
Condensate drain		3/4	3/4	3/4	3/4
Humidifier supply		1/4	1/4	1/4	1/4

**ELECTRICAL SECTION**

**Standard Motor**

Electrical data based on: electric reheat - **YES**, 10 lb/hr steam generator humidifier - **YES**, and STANDARD MOTOR.

208-230/3/60	FLA/MCA/MOP	61/75/80	66/80/90	71/87/90	81/98/110
460/3/60	FLA/MCA/MOP	28/34/35	32/39/40	33/40/45	38/46/50
575/3/60	FLA/MCA/MOP	22/27/30	24/29/30	26/32/35	30/36/40

Electrical data based on: electric reheat - **YES**, 30 lb/hr steam generator humidifier - **YES**, and STANDARD MOTOR.

208-230/3/60	FLA/MCA/MOP	61/75/80	70/81/90	78/91/100	93/106/110
460/3/60	FLA/MCA/MOP	28/34/35	35/41/45	36/42/45	45/51/60
575/3/60	FLA/MCA/MOP	22/27/30	25/29/30	29/33/35	35/40/45

Electrical data based on: electric reheat - **NO**, 10 lb/hr steam generator humidifier - **YES**, and STANDARD MOTOR.

208-230/3/60	FLA/MCA/MOP	49/56/60	58/66/80	66/76/90	81/91/110
460/3/60	FLA/MCA/MOP	23/26/30	30/34/40	31/35/40	40/45/50
575/3/60	FLA/MCA/MOP	17/20/25	21/24/25	24/28/30	30/34/40

\* *W - Water cooled      G - Glycol cooled*

FLA - Full load amps

MCA - Minimum circuit amps (wire sizing amps)

MOP - Maximum Rating of the Overcurrent Protective Device

**WATER/GLYCOL COOLED: Performance data at STANDARD airflow with dual compressors**

**MODEL NUMBER:**                                      *DAL\**                                      *06-P-D*                                      *08-P-D*                                      *10-P-D*                                      *13-P-D*

**ELECTRICAL SECTION**

**Standard Motor - continued**

Electrical data based on: electric reheat - **NO**, 30 lb/hr steam generator humidifier - **YES**, and STANDARD MOTOR.

208-230/3/60	FLA/MCA/MOP	61/71/80	70/81/90	78/91/100	93/106/110
460/3/60	FLA/MCA/MOP	28/33/35	35/41/45	36/42/45	45/51/60
575/3/60	FLA/MCA/MOP	22/25/30	25/29/30	29/33/35	35/40/45

Electrical data based on: electric reheat - **YES**, steam generator humidifier - **NO**, and STANDARD MOTOR.

208-230/3/60	FLA/MCA/MOP	61/75/80	66/80/90	71/87/90	81/98/110
460/3/60	FLA/MCA/MOP	28/34/35	32/39/40	33/40/45	38/46/50
575/3/60	FLA/MCA/MOP	22/27/30	24/29/30	26/32/35	30/36/40

Electrical data based on: electric reheat - **NO**, steam generator humidifier - **NO**, and STANDARD MOTOR.

208-230/3/60	FLA/MCA/MOP	32/36/45	41/46/60	50/55/70	65/71/90
460/3/60	FLA/MCA/MOP	15/17/20	22/25/30	24/26/35	32/35/45
575/3/60	FLA/MCA/MOP	11/12/15	15/16/20	19/20/25	25/27/35

**STANDARD MOTOR**

Horsepower		2	2	3	5
208-230/3/60	FLA	6.2	6.2	9.0	14.6
460/3/60	FLA	3.3	3.1	4.4	6.6
575/3/60	FLA	2.5	2.5	3.3	5.3

**ELECTRICAL SECTION**

**Next Size Motor**

Electrical data based on: electric reheat - **YES**, 10 lb/hr steam generator humidifier - **YES**, and NEXT SIZE MOTOR.

208-230/3/60	FLA/MCA/MOP	64/78/80	68/83/90	77/92/100	90/106/110
460/3/60	FLA/MCA/MOP	29/36/40	33/40/45	35/42/45	43/51/60
575/3/60	FLA/MCA/MOP	23/28/30	25/30/35	28/34/35	33/39/45

Electrical data based on: electric reheat - **YES**, 30 lb/hr steam generator humidifier - **YES**, and NEXT SIZE MOTOR.

208-230/3/60	FLA/MCA/MOP	64/78/80	73/84/90	84/96/110	101/115/125
460/3/60	FLA/MCA/MOP	29/36/40	36/42/45	39/44/50	49/56/60
575/3/60	FLA/MCA/MOP	23/28/30	26/30/35	31/35/40	38/43/50

Electrical data based on: electric reheat - **NO**, 10 lb/hr steam generator humidifier - **YES**, and NEXT SIZE MOTOR.

208-230/3/60	FLA/MCA/MOP	52/59/60	61/69/80	72/81/90	89/100/110
460/3/60	FLA/MCA/MOP	24/27/30	31/35/40	33/37/45	44/49/60
575/3/60	FLA/MCA/MOP	18/21/25	21/24/25	26/30/35	34/38/45

Electrical data based on: electric reheat - **NO**, 30 lb/hr steam generator humidifier - **YES**, and NEXT SIZE MOTOR.

208-230/3/60	FLA/MCA/MOP	64/74/80	73/84/90	84/96/110	101/115/125
460/3/60	FLA/MCA/MOP	29/34/35	36/42/45	39/44/50	49/56/60
575/3/60	FLA/MCA/MOP	22/26/30	26/30/35	31/35/40	38/43/50

Electrical data based on: electric reheat - **YES**, steam generator humidifier - **NO**, and NEXT SIZE MOTOR.

208-230/3/60	FLA/MCA/MOP	64/78/80	68/83/90	77/92/100	90/106/110
460/3/60	FLA/MCA/MOP	29/36/40	33/40/45	35/42/45	43/51/60
575/3/60	FLA/MCA/MOP	23/28/30	25/30/35	28/34/35	33/39/45

Electrical data based on: electric reheat - **NO**, steam generator humidifier - **NO**, and NEXT SIZE MOTOR.

208-230/3/60	FLA/MCA/MOP	35/39/50	44/49/60	56/61/80	73/79/100
460/3/60	FLA/MCA/MOP	17/18/20	24/26/35	26/28/35	37/40/50
575/3/60	FLA/MCA/MOP	12/13/15	16/17/20	21/22/30	28/30/40

\* *W* - Water cooled      *G* - Glycol cooled

FLA - Full load amps

MCA - Minimum circuit amps (wire sizing amps)

MOP - Maximum Rating of the Overcurrent Protective Device

**WATER/GLYCOL COOLED: Performance data at STANDARD airflow with dual compressors**

**MODEL NUMBER:** *DAL*\* *06-P-D* *08-P-D* *10-P-D* *13-P-D*

**NEXT SIZE MOTOR**

Horsepower			3	3	5	7.5
208-230/3/60	FLA		9.0	9.0	14.6	23.0
460/3/60	FLA		4.4	4.4	6.6	11.0
575/3/60	FLA		3.3	3.3	5.3	8.6

**COMPRESSORS**

208-230/3/60	FLA	13.1	17.6	20.5	25.0
460/3/60	FLA	6.1	9.6	9.6	12.8
575/3/60	FLA	4.4	6.1	7.6	9.6

**FLUID COOLER**

Fluid cooler at 95° F ambient model number		DAFC-11	DAFC-15	DAFC-21	DAFC-21
208-230/3/60	FLA/MCA/MOP	8.4/9.5/15	8.4/9.5/15	13/14/15	13/14/15
460/3/60	FLA/MCA/MOP	4.2/4.7/15	4.2/4.7/15	6.3/6.8/15	6.3/6.8/15
Fluid cooler at 100° F ambient model number		DAFC-21	DAFC-21	DAFC-28	DAFC-30
208-230/3/60	FLA/MCA/MOP	13/14/15	13/14/15	13/14/15	17/18/20
460/3/60	FLA/MCA/MOP	6.3/6.8/15	6.3/6.8/15	6.3/6.8/15	8.4/8.9/15

**CONDENSER WATER**

65° F entering fluid temperature	GPM	7	10	12	16
	PD in PSI	1.9	2.1	2.3	3.6
75° F entering fluid temperature	GPM	11	15	19	21
	PD in PSI	2.8	3.4	3.7	4.8
85° F entering fluid temperature	GPM	16	21	26	34
	PD in PSI	3.2	4.0	5.3	6.6
With fluid cooler	GPM	21	28	35	46
	PD in PSI	5.9	7.7	10.3	13.8

**PUMP SELECTION**

at design flow

Horsepower	1	1.5	1.5	2
------------	---	-----	-----	---

*(Notes: Fluid Coolers are not available in 575 volts. Fluid Coolers are selected at sea level. Pump selection is based on total available head pressure of 80 feet.)*

\* *W* - Water cooled    *G* - Glycol cooled

FLA - Full load amps

MCA - Minimum circuit amps (wire sizing amps)

MOP - Maximum Rating of the Overcurrent Protective Device

**WATER COOLED: Performance data at OPTIONAL airflow with dual compressors**

<b>MODEL NUMBER:</b>	<b>DALW</b>	<b>06-P-D</b>	<b>08-P-D</b>	<b>10-P-D</b>	<b>13-P-D</b>
<b>CAPACITY in Btu/hr - gross</b>					
80° DB/67° WB	Total	94,600	125,300	149,000	187,900
50% RH	Sensible	72,500	93,700	119,100	143,500
75° DB/62.5° WB	Total	88,200	116,500	138,800	174,800
50% RH	Sensible	70,100	90,500	114,800	138,600
75° DB/61° WB	Total	85,600	112,900	134,000	169,900
45% RH	Sensible	74,900	96,500	122,700	148,010
72° DB/60° WB	Total	84,300	111,300	132,600	169,900
50% RH	Sensible	68,600	88,600	111,900	148,100
72° DB/58.6° WB	Total	81,900	108,100	122,200	166,900
45% RH	Sensible	72,600	93,700	119,500	135,600

**GLYCOL COOLED: Performance data at OPTIONAL airflow with dual compressors**

<b>MODEL NUMBER:</b>	<b>DALG</b>	<b>06-P-D</b>	<b>08-P-D</b>	<b>10-P-D</b>	<b>13-P-D</b>
<b>CAPACITY in Btu/hr - gross</b>					
80° DB/67° WB	Total	81,500	108,000	128,400	163,400
50% RH	Sensible	67,500	86,900	111,300	134,000
75° DB/62.5° WB	Total	76,000	100,300	118,900	151,900
50% RH	Sensible	65,000	83,600	106,600	128,900
75° DB/61° WB	Total	73,600	97,200	115,300	147,400
45% RH	Sensible	69,700	89,600	114,700	138,300
72° DB/60° WB	Total	72,700	95,700	113,200	145,100
50% RH	Sensible	63,500	81,700	103,800	125,900
72° DB/58.6° WB	Total	70,400	92,900	111,400	141,400
45% RH	Sensible	67,500	86,700	111,400	134,100

*-The following sections apply to both Glycol and Water cooled units. -*

**BLOWER SECTION**

Airflow - CFM		3,000	3,600	4,750	5,500
Standard motor - horsepower		2	3	5	5
External Static Pressure (E.S.P.) - inches of W.G.		0.5	0.5	0.5	0.5
Number of motors/fans		1/1	1/1	1/1	1/1
Maximum E.S.P.	(Standard Motor)	1.3	1.5	1.5	0.8
Maximum E.S.P.	(Next Size Motor)	1.3	1.5	1.5	0.8
Next size motor - horsepower		3	5	7.5	7.5

**COMPRESSORS**

Type		Scroll	Scroll	Scroll	Scroll
Quantity		2	2	2	2
Refrigerant type		R-410A	R-410A	R-410A	R-410A



**WATER/GLYCOL COOLED: Performance data at OPTIONAL airflow with dual compressors**

<b>MODEL NUMBER:</b>	<b>DAL*</b>	<b>06-P-D</b>	<b>08-P-D</b>	<b>10-P-D</b>	<b>13-P-D</b>
<b>EVAPORATOR COIL</b>					
Face area - sq ft		12.2	12.2	12.2	12.2
Rows of coils		3	4	5	5
Face velocity - fpm		246	295	389	451
<b>REHEAT SECTION</b>					
Electric		Standard	Standard	Standard	Standard
kW		15	15	15	15
Capacity Btu/hr		51,225	51,225	51,225	51,225
<b>HUMIDIFIER SECTION</b>					
Steam generator		Optional	Optional	Optional	Optional
kW		3.4	3.4	3.4	3.4
Capacity - lb/hr	<i>(Adjustable)</i>	10	10	10	10
kW		3.4-10.2	3.4-10.2	3.4-10.2	3.4-10.2
Capacity - lb/hr	<i>(Adjustable)</i>	10-30	10-30	10-30	10-30
<b>FILTER SECTION</b>					
Quantity		2	2	2	2
Size - inches		20x25x4	20x25x4	20x25x4	20x25x4
Quantity		2	2	2	2
Size - inches		16x25x4	16x25x4	16x25x4	16x25x4
Efficiency - MERV		8	8	8	8
<i>(Note: Efficiency based on ASHRAE Std. 52.2)</i>					
<b>CONNECTION SIZES</b>					
Condensate water supply - O.D. Copper		1-5/8	1-5/8	1-5/8	1-5/8
Condensate water return - O.D. Copper		1-5/8	1-5/8	1-5/8	1-5/8
Condensate drain		3/4	3/4	3/4	3/4
Humidifier supply		1/4	1/4	1/4	1/4
<b>ELECTRICAL SECTION</b>					
<b>Standard Motor</b>					
<u>Electrical data based on: electric reheat - YES, 10 lb/hr steam generator humidifier - YES, and STANDARD MOTOR.</u>					
208-230/3/60	FLA/MCA/MOP	64/78/80	68/83/90	77/92/100	90/106/110
460/3/60	FLA/MCA/MOP	29/36/40	33/40/45	35/42/45	43/51/60
575/3/60	FLA/MCA/MOP	23/28/30	25/30/35	28/34/35	33/39/45
<u>Electrical data based on: electric reheat - YES, 30 lb/hr steam generator humidifier - YES, and STANDARD MOTOR.</u>					
208-230/3/60	FLA/MCA/MOP	64/78/80	73/84/90	84/96/110	101/115/125
460/3/60	FLA/MCA/MOP	29/36/40	36/42/45	39/44/50	49/56/60
575/3/60	FLA/MCA/MOP	23/28/30	26/30/35	31/35/40	38/43/50
<u>Electrical data based on: electric reheat - NO, 10 lb/hr steam generator humidifier - YES, and STANDARD MOTOR.</u>					
208-230/3/60	FLA/MCA/MOP	52/59/60	61/69/80	72/81/90	89/100/110
460/3/60	FLA/MCA/MOP	24/27/30	31/35/40	33/37/45	44/49/60
575/3/60	FLA/MCA/MOP	18/21/25	21/24/25	26/30/35	34/38/45

\* W - Water cooled    G - Glycol cooled

FLA - Full load amps

MCA - Minimum circuit amps (wire sizing amps)

MOP - Maximum Rating of the Overcurrent Protective Device



**WATER/GLYCOL COOLED: Performance data at OPTIONAL airflow with dual compressors**

**MODEL NUMBER:** *DAL*\* *06-P-D* *08-P-D* *10-P-D* *13-P-D*

**NEXT SIZE MOTOR**

Model	FLA	06-P-D	08-P-D	10-P-D	13-P-D
Horsepower		5	5	7.5	N/A
208-230/3/60	FLA	14.6	14.6	23.0	N/A
460/3/60	FLA	6.6	6.6	11.0	N/A
575/3/60	FLA	5.3	5.3	8.6	N/A

**COMPRESSORS**

Model	FLA	06-P-D	08-P-D	10-P-D	13-P-D
208-230/3/60	FLA	13.1	17.6	20.5	N/A
460/3/60	FLA	6.1	9.6	9.5	N/A
575/3/60	FLA	4.4	6.1	7.6	N/A

**FLUID COOLER**

Model	FLA/MCA/MOP	06-P-D	08-P-D	10-P-D	13-P-D
Fluid cooler at 95° F ambient model number		DAFC-11	DAFC-15	DAFC-21	N/A
208-230/3/60	FLA/MCA/MOP	8.4/9.5/15	8.4/9.5/15	13/14/15	N/A
460/3/60	FLA/MCA/MOP	4.2/4.7/15	4.2/4.7/15	6.3/6.8/15	N/A
Fluid cooler at 100° F ambient model number		DAFC-21	DAFC-21	DAFC-24	N/A
208-230/3/60	FLA/MCA/MOP	13/14/15	13/14/15	13/14/15	N/A
460/3/60	FLA/MCA/MOP	6.3/6.8/15	6.3/6.8/15	6.3/6.8/15	N/A

**CONDENSER WATER**

Temperature	Unit	06-P-D	08-P-D	10-P-D	13-P-D
65° F entering fluid temperature	GPM	7	10	12	N/A
	PD in PSI	1.9	2.1	2.3	N/A
75° F entering fluid temperature	GPM	11	15	19	N/A
	PD in PSI	2.8	3.4	3.7	N/A
85° F entering fluid temperature	GPM	16	21	26	N/A
	PD in PSI	3.2	4.0	5.3	N/A
With fluid cooler	GPM	21	28	35	N/A
	PD in PSI	5.9	7.7	10.3	N/A

**PUMP SELECTION**

at design flow

Model	06-P-D	08-P-D	10-P-D	13-P-D
Horsepower	1	1.5	1.5	N/A

*(Notes: Fluid Coolers are not available in 575 volts. Fluid Coolers are selected at sea level. Pump selection is based on total available head pressure of 80 feet.)*

\* *W* - Water cooled    *G* - Glycol cooled

FLA - Full load amps

MCA - Minimum circuit amps (wire sizing amps)

MOP - Maximum Rating of the Overcurrent Protective Device

**CHILLED WATER: Performance data at STANDARD airflow**

<b>MODEL NUMBER:</b>		<b>DALC-06</b>	<b>DALC-08</b>	<b>DALC-10</b>	<b>DALC-13</b>
<b>CAPACITY in Btu/hr - gross</b>		<b>45°F Entering Chilled Water</b>			
80° DB/67° WB	Total	97,600	126,600	161,900	194,900
50% RH	Sensible	68,700	87,400	113,900	148,100
	Flow rate - GPM	17.0	19.0	20.0	25.0
	Pressure drop - PSI	7.4	8.3	10.1	15.3
75° DB/62.5° WB	Total	73,600	95,900	123,800	150,300
50% RH	Sensible	60,300	76,800	100,800	123,600
	Flow rate - GPM	15.0	17.0	18.0	23.0
	Pressure drop - PSI	5.8	6.8	8.3	13.1
75° DB/61° WB	Total	67,900	88,400	115,300	136,900
45% RH	Sensible	62,000	79,000	104,300	126,100
	Flow rate - GPM	14.0	16.0	17.0	20.0
	Pressure drop - PSI	5.1	6.1	7.4	10.1
72° DB/60° WB	Total	60,900	79,500	103,300	120,700
50% RH	Sensible	54,500	69,500	91,700	109,700
	Flow rate - GPM	13.0	15.0	16.0	18.0
	Pressure drop - PSI	4.5	5.4	6.7	8.3
72° DB/58.6° WB	Total	57,100	73,100	97,600	113,100
45% RH	Sensible	55,800	70,700	94,600	111,500
	Flow rate - GPM	12.0	13.0	15.0	16.0
	Pressure drop - PSI	3.8	4.1	5.9	6.7

**BLOWER SECTION**

Airflow - CFM		2,500	3,000	4,000	5,000
Standard motor - horsepower		2	2	3	5
External Static Pressure (E.S.P.) - inches of W.G.		0.5	0.5	0.5	0.5
Number of motors/fans		1/1	1/1	1/1	1/1
Maximum E.S.P.	(Standard Motor)	0.9	1.3	1.4	1.1
Maximum E.S.P.	(Next Size Motor)	0.9	1.3	1.5	1.1
Next size motor - horsepower		3	3	5	7.5

**CHILLED WATER COIL**

Face area - sq ft	12.2	12.2	12.2	12.2
Rows of coils	3	4	5	5
Face velocity - FPM	205	246	328	410

**CHILLED WATER CONTROL**

**Design Pressure 400 psi**

Control method	On/Off	On/Off	On/Off	On/Off
Valve body	3-Way	3-Way	3-Way	3-Way
Valve CV	10	16	16	16
Valve size - inches	1	1 1/4	1 1/4	1 1/4

**REHEAT SECTION**

Electric	Standard	Standard	Standard	Standard
kW	15	15	15	15
Capacity in Btu/hr	51,225	51,225	51,225	51,225

**CHILLED WATER: Performance data at STANDARD airflow**

<b>MODEL NUMBER:</b>	<b>DALC-06</b>	<b>DALC-08</b>	<b>DALC-10</b>	<b>DALC-13</b>
<b>FILTER SECTION</b>				
Quantity	2	2	2	2
Size - inches	20x25x4	20x25x4	20x25x4	20x25x4
Quantity	2	2	2	2
Size - inches	16x25x4	16x25x4	16x25x4	16x25x4
Efficiency - MERV	8	8	8	8

*(Note: Efficiency based on ASHRAE Std. 52.2)*

<b>HUMIDIFIER SECTION</b>				
Steam generator	Optional	Optional	Optional	Optional
kW	3.4	3.4	3.4	3.4
Capacity - lb/hr	<i>(Adjustable)</i> 10	10	10	10
kW	3.4-10.2	3.4-10.2	3.4-10.2	3.4-10.2
Capacity - lb/hr	<i>(Adjustable)</i> 10-30	10-30	10-30	10-30

<b>ELECTRICAL SECTION</b>		<b>Standard Motor</b>			
<u>Electrical data based on: electric reheat - <b>YES</b>, 10 lb/hr steam generator humidifier - <b>YES</b>, and STANDARD MOTOR.</u>					
208-230/3/60	FLA/MCA/MOP	48/60/70	48/60/70	51/63/70	56/70/80
460/3/60	FLA/MCA/MOP	22/27/30	22/27/30	23/29/30	25/32/35
575/3/60	FLA/MCA/MOP	18/22/25	18/22/25	18/23/25	20/26/30
<u>Electrical data based on: electric reheat - <b>YES</b>, 30 lb/hr steam generator humidifier - <b>YES</b>, and STANDARD MOTOR.</u>					
208-230/3/60	FLA/MCA/MOP	48/60/70	48/60/70	51/63/70	56/70/80
460/3/60	FLA/MCA/MOP	22/27/30	22/27/30	23/29/30	25/32/35
575/3/60	FLA/MCA/MOP	18/22/25	18/22/25	18/23/25	20/26/30
<u>Electrical data based on: electric reheat - <b>NO</b>, 10 lb/hr steam generator humidifier - <b>YES</b>, and STANDARD MOTOR.</u>					
208-230/3/60	FLA/MCA/MOP	23/28/30	23/28/30	25/32/35	31/39/45
460/3/60	FLA/MCA/MOP	11/13/15	11/13/15	12/15/20	14/18/20
575/3/60	FLA/MCA/MOP	8.4/11/15	8.4/11/15	9.2/12/15	11/14/15
<u>Electrical data based on: electric reheat - <b>NO</b>, 30 lb/hr steam generator humidifier - <b>YES</b>, and STANDARD MOTOR.</u>					
208-230/3/60	FLA/MCA/MOP	34/43/45	35/43/45	37/47/50	43/54/60
460/3/60	FLA/MCA/MOP	16/20/25	16/20/25	17/22/25	19/24/25
575/3/60	FLA/MCA/MOP	13/16/20	13/16/20	14/17/20	16/19/20
<u>Electrical data based on: electric reheat - <b>YES</b>, steam generator humidifier - <b>NO</b>, and STANDARD MOTOR.</u>					
208-230/3/60	FLA/MCA/MOP	48/60/70	48/60/70	51/63/70	56/70/80
460/3/60	FLA/MCA/MOP	22/27/30	22/27/30	23/29/30	25/32/35
575/3/60	FLA/MCA/MOP	18/22/25	18/22/25	18/23/25	20/26/30
<u>Electrical data based on: electric reheat - <b>NO</b>, steam generator humidifier - <b>NO</b>, and STANDARD MOTOR.</u>					
208-230/3/60	FLA/MCA/MOP	6.2/7.8/15	6.2/7.8/15	9.0/11/20	15/18/30
460/3/60	FLA/MCA/MOP	3.1/3.9/15	3.1/3.9/15	4.4/5.5/15	6.6/8.3/15
575/3/60	FLA/MCA/MOP	2.5/3.1/15	2.5/3.1/15	3.3/4.1/15	5.3/6.6/15

<b>STANDARD MOTOR</b>					
Horsepower		2	2	3	5
208-230/3/60	FLA	6.2	6.2	9.0	14.6
460/3/60	FLA	3.1	3.1	4.4	6.6
575/3/60	FLA	2.5	2.5	3.3	5.3

FLA - Full load amps

MCA - Minimum circuit amps (wire sizing amps)

MOP - Maximum Rating of the Overcurrent Protective Device

**CHILLED WATER: Performance data at STANDARD airflow**

**MODEL NUMBER:** *DALC-06* *DALC-08* *DALC-10* *DALC-13*

**ELECTRICAL SECTION**

**Next Size Motor**

Electrical data based on: electric reheat - **YES**, 10 lb/hr steam generator humidifier - **YES**, and NEXT SIZE MOTOR.

208-230/3/60	FLA/MCA/MOP	51/63/70	51/63/70	56/70/80	65/81/90
460/3/60	FLA/MCA/MOP	23/29/30	23/29/30	25/32/35	30/37/40
575/3/60	FLA/MCA/MOP	18/23/25	18/23/25	20/26/30	24/30/35

Electrical data based on: electric reheat - **YES**, 30 lb/hr steam generator humidifier - **YES**, and NEXT SIZE MOTOR.

208-230/3/60	FLA/MCA/MOP	51/63/70	51/63/70	56/70/80	65/81/90
460/3/60	FLA/MCA/MOP	23/29/30	23/29/30	25/32/35	30/37/40
575/3/60	FLA/MCA/MOP	18/23/25	18/23/25	20/26/30	24/30/35

Electrical data based on: electric reheat - **NO**, 10 lb/hr steam generator humidifier - **YES**, and NEXT SIZE MOTOR.

208-230/3/60	FLA/MCA/MOP	25/32/35	25/32/35	31/39/45	39/49/60
460/3/60	FLA/MCA/MOP	12/15/20	12/15/20	14/18/20	18/23/30
575/3/60	FLA/MCA/MOP	9.2/12/15	9.2/12/15	11/14/15	15/18/25

Electrical data based on: electric reheat - **NO**, 30 lb/hr steam generator humidifier - **YES**, and NEXT SIZE MOTOR.

208-230/3/60	FLA/MCA/MOP	37/47/50	37/47/50	43/54/60	51/64/80
460/3/60	FLA/MCA/MOP	17/22/25	17/22/25	19/24/25	24/30/35
575/3/60	FLA/MCA/MOP	14/17/20	14/17/20	16/19/20	19/24/30

Electrical data based on: electric reheat - **YES**, steam generator humidifier - **NO**, and NEXT SIZE MOTOR.

208-230/3/60	FLA/MCA/MOP	51/63/70	51/63/70	56/70/80	65/81/90
460/3/60	FLA/MCA/MOP	23/29/30	23/29/30	25/32/35	30/37/40
575/3/60	FLA/MCA/MOP	18/23/25	18/23/25	20/26/30	24/30/35

Electrical data based on: electric reheat - **NO**, steam generator humidifier - **NO**, and NEXT SIZE MOTOR.

208-230/3/60	FLA/MCA/MOP	9.0/11/20	9.0/11/20	15/18/30	23/29/50
460/3/60	FLA/MCA/MOP	4.4/5.5/15	4.4/5.5/15	6.6/8.3/15	11/14/25
575/3/60	FLA/MCA/MOP	3.3/4.1/15	3.3/4.1/15	5.3/6.6/15	8.6/11/15

**NEXT SIZE MOTOR**

Horsepower		3	3	5	7.5
208-230/3/60	FLA	9.0	9.0	14.6	23.0
460/3/60	FLA	4.4	4.4	6.6	11.0
575/3/60	FLA	3.3	3.3	5.3	8.6

**CONNECTION SIZES**

Supply - O.D. Copper	1-1/8	1-5/8	1-5/8	1-5/8
Return - O.D. Copper	1-1/8	1-5/8	1-5/8	1-5/8
Condensate drain	3/4	3/4	3/4	3/4
Humidifier supply	1/4	1/4	1/4	1/4

FLA - Full load amps

MCA - Minimum circuit amps (wire sizing amps)

MOP - Maximum Rating of the Overcurrent Protective Device

**CHILLED WATER: Performance data at OPTIONAL airflow**

<b>MODEL NUMBER:</b>		<b>DALC-06</b>	<b>DALC-08</b>	<b>DALC-10</b>	<b>DALC-13</b>
<b>CAPACITY in Btu/hr - gross</b>		<b>at 45°F Entering Chilled Water</b>			
80° DB/67° WB	Total	106,700	138,600	175,000	203,600
50% RH	Sensible	77,700	98,900	127,800	148,100
	Flow rate - GPM	17.0	19.0	20.0	25.0
	Pressure drop - PSI	7.4	8.3	10.1	15.3
75° DB/62.5° WB	Total	80,900	105,700	135,000	157,700
50% RH	Sensible	68,500	87,500	113,800	132,200
	Flow rate - GPM	15.0	17.0	18.0	23.0
	Pressure drop - PSI	5.8	6.8	8.3	13.1
75° DB/61° WB	Total	75,200	98,400	126,900	144,300
45% RH	Sensible	70,500	90,300	118,000	134,800
	Flow rate - GPM	14.0	16.0	17.0	20.0
	Pressure drop - PSI	5.1	6.1	7.4	10.1
72° DB/60° WB	Total	67,100	88,100	113,100	126,800
50% RH	Sensible	61,800	79,300	103,400	117,000
	Flow rate - GPM	13.0	15.0	16.0	18.0
	Pressure drop - PSI	4.5	5.4	6.7	8.3
72° DB/58.6° WB	Total	63,600	81,700	107,900	119,200
45% RH	Sensible	63,000	80,300	106,300	118,300
	Flow rate - GPM	12.0	13.0	15.0	16.0
	Pressure drop - PSI	3.8	4.1	5.9	6.7

**BLOWER SECTION**

Airflow - CFM		3,000	3,600	4,750	5,500
Standard motor - horsepower		2	3	5	5
External Static Pressure (E.S.P.) - inches of W.G.		0.5	0.5	0.5	0.5
Number of motors/fans		1/1	1/1	1/1	1/1
Maximum E.S.P.	(Standard Motor)	1.3	1.5	1.5	0.8
Maximum E.S.P.	(Next Size Motor)	1.3	1.5	1.5	0.8
Next size motor - horsepower		3	5	7.5	7.5

**CHILLED WATER COIL**

Face are - sq ft	12.2	12.2	12.2	12.2
Rows of coils	3	4	5	5
Face velocity - fpm	246	295	389	451

**CHILLED WATER CONTROL**

**Design pressure 400 psi**

Control method	On/Off	On/Off	On/Off	On/Off
Valve body	3-way	3-way	3-way	3-way
Valve CV	10	16	16	16
Valve size - inches	1	1 1/4	1 1/4	1 1/4

**REHEAT SECTION**

Electric	Standard	Standard	Standard	Standard
kW	15	15	15	15
Capacity - Btu/hr	51,225	51,225	51,225	51,225

**CHILLED WATER: Performance data at OPTIONAL airflow**

<b>MODEL NUMBER:</b>	<b>DALC-06</b>	<b>DALC-08</b>	<b>DALC-10</b>	<b>DALC-13</b>
<b>FILTER SECTION</b>				
Quantity	2	2	2	2
Size - inches	20x25x4	20x25x4	20x25x4	20x25x4
Quantity	2	2	2	2
Size - inches	16x25x4	16x25x4	16x25x4	16x25x4
Efficiency - MERV	8	8	8	8

*(Note: Efficiency based on ASHRAE Std. 52.2)*

<b>HUMIDIFIER SECTION</b>				
Steam generator	Optional	Optional	Optional	Optional
kW	3.4	3.4	3.4	3.4
Capacity - lb/hr	<i>(Adjustable)</i> 10	10	10	10
kW	3.4-10.2	3.4-10.2	3.4-10.2	3.4-10.2
Capacity - lb/hr	<i>(Adjustable)</i> 10-30	10-30	10-30	10-30

<b>ELECTRICAL SECTION</b>		<b>Standard Motor</b>			
<u>Electrical data based on: electric reheat - YES, 10 lb/hr steam generator humidifier - YES, and STANDARD MOTOR.</u>					
208-230/3/60	FLA/MCA/MOP	51/63/70	51/63/70	56/70/80	65/81/90
460/3/60	FLA/MCA/MOP	23/29/30	23/29/30	25/32/35	30/37/40
575/3/60	FLA/MCA/MOP	18/23/25	18/23/25	20/26/30	24/30/35
<u>Electrical data based on: electric reheat - YES, 30 lb/hr steam generator humidifier - YES, and STANDARD MOTOR.</u>					
208-230/3/60	FLA/MCA/MOP	51/63/70	51/63/70	56/70/80	65/81/90
460/3/60	FLA/MCA/MOP	23/29/30	23/29/30	25/32/35	30/37/40
575/3/60	FLA/MCA/MOP	18/23/25	18/23/25	20/26/30	24/30/35
<u>Electrical data based on: electric reheat - NO, 10 lb/hr steam generator humidifier - YES, and STANDARD MOTOR.</u>					
208-230/3/60	FLA/MCA/MOP	25/32/35	25/32/35	31/39/45	39/49/60
460/3/60	FLA/MCA/MOP	12/15/20	12/15/20	14/18/20	18/23/30
575/3/60	FLA/MCA/MOP	9.2/12/15	9.2/12/15	11/14/15	15/18/25
<u>Electrical data based on: electric reheat - NO, 30 lb/hr steam generator humidifier - YES, and STANDARD MOTOR.</u>					
208-230/3/60	FLA/MCA/MOP	37/47/50	37/47/50	43/54/60	51/64/80
460/3/60	FLA/MCA/MOP	17/22/25	17/22/25	19/24/25	24/30/35
575/3/60	FLA/MCA/MOP	14/17/20	14/17/20	16/19/20	19/24/30
<u>Electrical data based on: electric reheat - YES, steam generator humidifier - NO, and STANDARD MOTOR.</u>					
208-230/3/60	FLA/MCA/MOP	51/63/70	51/63/70	56/70/80	65/81/90
460/3/60	FLA/MCA/MOP	23/29/30	23/29/30	25/32/35	30/37/40
575/3/60	FLA/MCA/MOP	18/23/25	18/23/25	20/26/30	24/30/35
<u>Electrical data based on: electric reheat - NO, steam generator humidifier, - NO, and STANDARD MOTOR.</u>					
208-230/3/60	FLA/MCA/MOP	9.0/11/20	9.0/11/20	15/18/30	23/29/50
460/3/60	FLA/MCA/MOP	4.4/5.5/15	4.4/5.5/15	6.6/8.3/15	11/14/25
575/3/60	FLA/MCA/MOP	3.3/4.1/15	3.3/4.1/15	5.3/6.6/15	8.6/11/15

<b>STANDARD MOTOR</b>					
Horsepower		3	3	5	7.5
208-230/3/60	FLA	9.0	9.0	14.6	23.0
460/3/60	FLA	4.4	4.4	6.6	11.0
575/3/60	FLA	3.3	3.3	5.3	8.6

FLA - Full load amps

MCA - Minimum circuit amps (wire sizing amps)

MOP - Maximum Rating of the Overcurrent Protective Device



**CHILLED WATER: Performance data at OPTIONAL airflow**

**MODEL NUMBER:** **DALC-06** **DALC-08** **DALC-10** **DALC-13**

**ELECTRICAL SECTION**

**Next Size Motor**

Electrical data based on: electric reheat - **YES**, 10 lb/hr steam generator humidifier - **YES**, and NEXT SIZE MOTOR.

208-230/3/60	FLA/MCA/MOP	56/70/80	56/70/80	65/81/90	N/A
460/3/60	FLA/MCA/MOP	25/32/35	25/32/35	30/37/40	N/A
575/3/60	FLA/MCA/MOP	20/26/30	20/26/30	24/30/35	N/A

Electrical data based on: electric reheat - **YES**, 30 lb/hr steam generator humidifier - **YES**, and NEXT SIZE MOTOR.

208-230/3/60	FLA/MCA/MOP	56/70/80	56/70/80	65/81/90	N/A
460/3/60	FLA/MCA/MOP	25/32/35	25/32/35	30/37/40	N/A
575/3/60	FLA/MCA/MOP	20/26/30	20/26/30	24/30/35	N/A

Electrical data based on: electric reheat - **NO**, 10 lb/hr steam generator humidifier - **YES**, and NEXT SIZE MOTOR.

208-230/3/60	FLA/MCA/MOP	31/39/45	31/39/45	39/49/60	N/A
460/3/60	FLA/MCA/MOP	14/18/20	14/18/20	18/23/30	N/A
575/3/60	FLA/MCA/MOP	11/14/15	11/14/15	15/18/25	N/A

Electrical data based on: electric reheat - **NO**, 30 lb/hr steam generator humidifier - **YES**, and NEXT SIZE MOTOR.

208-230/3/60	FLA/MCA/MOP	43/54/60	43/54/60	51/64/80	N/A
460/3/60	FLA/MCA/MOP	19/24/25	19/24/25	24/30/35	N/A
575/3/60	FLA/MCA/MOP	16/19/20	16/19/20	19/24/30	N/A

Electrical data based on: electric reheat - **YES**, steam generator humidifier - **NO**, and NEXT SIZE MOTOR.

208-230/3/60	FLA/MCA/MOP	56/70/80	56/70/80	65/81/90	N/A
460/3/60	FLA/MCA/MOP	25/32/35	25/32/35	30/37/40	N/A
575/3/60	FLA/MCA/MOP	20/26/30	20/26/30	24/30/35	N/A

Electrical data based on: electric reheat - **NO**, steam generator humidifier - **NO**, and NEXT SIZE MOTOR.

208-230/3/60	FLA/MCA/MOP	15/18/30	15/18/30	23/29/50	N/A
460/3/60	FLA/MCA/MOP	6.6/8.3/15	6.6/8.3/15	11/14/25	N/A
575/3/60	FLA/MCA/MOP	5.3/6.6/15	5.3/6.6/15	8.6/11/15	N/A

**NEXT SIZE MOTOR**

Horsepower		5	5	7.5	N/A
208-230/3/60	FLA	14.6	14.6	23.0	N/A
460/3/60	FLA	6.6	6.6	11.0	N/A
575/3/60	FLA	5.3	5.3	8.6	N/A

**CONNECTION SIZES**

Supply - O.D. Copper		1-5/8	1-5/8	1-5/8	N/A
Return - O.D. Copper		1-5/8	1-5/8	1-5/8	N/A
Condensate drain		3/4	3/4	3/4	N/A
Humidifier supply		1/4	1/4	1/4	N/A

FLA - Full load amps

MCA - Minimum circuit amps (wire sizing amps)

MOP - Maximum Rating of the Overcurrent Protective Device

**LCS - Dimensional and weight data - evaporator section**

**AIR COOLED with SINGLE COMPRESSOR**

Model	Length	Width	Height	Operating Weight	Shipping Weight
DALA-06xx-CO-S	72.00	48.00	28.50	855	975 lbs
DALA-08xx-CO-S	72.00	48.00	28.50	955	1,075 lbs
DALA-10xx-CO-S	72.00	48.00	28.50	980	1,100 lbs
DALA-13xx-CO-S	72.00	48.00	28.50	1,015	1,135 lbs

**AIR COOLED with DUAL COMPRESSORS**

(using remote air cooled condenser)

Model	Length	Width	Height	Operating Weight	Shipping Weight
DALA-06xx-CO-D	72.00	48.00	28.50	890	1,010 lbs
DALA-08xx-CO-D	72.00	48.00	28.50	915	1,035 lbs
DALA-10xx-CO-D	72.00	48.00	28.50	990	1,110 lbs
DALA-13xx-CO-D	72.00	48.00	28.50	1025	1,145 lbs

**AIR COOLED with SINGLE COMPRESSOR**

(using outdoor condensing unit)

Model	Length	Width	Height	Operating Weight	Shipping Weight
DALA-06xx-AO-S	72.00	48.00	28.50	755	875 lbs
DALA-08xx-AO-S	72.00	48.00	28.50	850	970 lbs
DALA-10xx-AO-S	72.00	48.00	28.50	950	1,070 lbs
DALA-13xx-AO-S	72.00	48.00	28.50	980	1,100 lbs

**AIR COOLED with DUAL COMPRESSORS**

(using outdoor condensing unit)

Model	Length	Width	Height	Operating Weight	Shipping Weight
DALA-06xx-AO-D	72.00	48.00	28.50	790	910 lbs
DALA-08xx-AO-D	72.00	48.00	28.50	885	1,005 lbs
DALA-10xx-AO-D	72.00	48.00	28.50	985	1,140 lbs
DALA-13xx-AO-D	72.00	48.00	28.50	1,015	1,135 lbs

**WATER/GLYCOL COOLED with SINGLE COMPRESSOR**

Model	Length	Width	Height	Operating Weight	Shipping Weight
DAL*-06xx-P-S	72.00	48.00	28.50	1,005	1,125 lbs
DAL*-08xx-P-S	72.00	48.00	28.50	1,105	1,225 lbs
DAL*-10xx-P-S	72.00	48.00	28.50	1,160	1,280 lbs
DAL*-13xx-P-S	72.00	48.00	28.50	1,205	1,325 lbs

**WATER/GLYCOL COOLED with DUAL COMPRESSORS**

Model	Length	Width	Height	Operating Weight	Shipping Weight
DAL*-06xx-P-D	72.00	48.00	28.50	1,040	1,160 lbs
DAL*-08xx-P-D	72.00	48.00	28.50	1,080	1,200 lbs
DAL*-10xx-P-D	72.00	48.00	28.50	1,130	1,250 lbs
DAL*-13xx-P-D	72.00	48.00	28.50	1,175	1,295 lbs

**CHILLED WATER**

Model	Length	Width	Height	Operating Weight	Shipping Weight
DALC-06xx	72.00	48.00	28.50	550	670 lbs
DALC-08xx	72.00	48.00	28.50	570	690 lbs
DALC-10xx	72.00	48.00	28.50	630	750 lbs
DALC-13xx	72.00	48.00	28.50	660	780 lbs

\* W - Water cooled    G - Glycol cooled





230 W. BlueRidge Avenue  
Orange CA 92865  
800-347-2473

[www.dataaire.com](http://www.dataaire.com) e-mail: [sales@dataaire.com](mailto:sales@dataaire.com)

A Member of the CS Group of Companies

© 2013 Data Aire Inc.  
Data Aire, Inc. reserves the right to make design changes for the purposes of product improvement, or to withdraw any design without notice.

DALCS-R410A-120414

