


Shelf Units

2, 3, and 4 ton

R-410A



ISO 9001 Certified



... the pioneer and builder of the
most complete line of
precision cooling equipment

Data Aire's first precision cooling system was developed by data processing engineers who sought optimum environmental conditions for early computers. It was clear that "people comfort" air conditioning systems were unable to meet the environmental requirements of computers and data processing equipment. Precision environmental control equipment with high sensible cooling ratios was a necessity. Problems with paper sticking, head crash, and static electricity were eliminated. Humidity fluctuations were controlled, saving possible electrical and mechanical failures and more importantly – Downtime. Data Aire's innovative response to the challenge of eliminating problems within the computer room environment was the start of wide use precision cooling.

As in the past, Data Aire is meeting today's challenge of not only the computer room but also the ever expanding telecommunications industry where precision cooling is vital to our everyday communications. Telecommunication equipment requires a controlled environment with clean and properly distributed air. As in the computer room, the environment must be precisely controlled – 24 hours a day, 365 days a year.

Data Aire produces solutions. We have offered environmental control solutions to meet specific needs in the smallest of places and in areas of thousands of square feet. We are prepared to assist you, your in-house engineering department, consulting engineer, or construction department in defining the proper solutions and bringing them to a predefined outcome.

Data Aire is committed to being the supplier of choice for environmental process cooling with flexibility, reliability, and expertise required to meet our customer's needs. To be successful, it is essential to be creative and use our resources to their fullest capabilities. The Data Aire goal is to benefit the employees, partners, and most of all – our customers with honesty and integrity.

Data Aire Delivers!



SHELF UNITS

2, 3, and 4 Ton Capacities

Designed for vault and shelter applications, Data Aire’s Shelf Unit offers an unsurpassed combination of features and options along with a high standard of performance. Shelf Units meet the demands of telephone and electronic equipment sites in a compact design. Engineered and built by the people who introduced computer room air conditioning, the Shelf Unit offers quality at a competitive price. Each unit comes with Data Aire’s commitment to excellence which began with our first air conditioner and has been tested and proven for more than thirty years.

Shelf Units are available in 2, 3, and 4 nominal ton capacities in air cooled split systems or water cooled self-contained systems. Air cooled systems are available with either an indoor condenser or condensing unit or remote outdoor air cooled condenser or condensing unit.

The Shelf Unit is not a standard unit shipped from stock. Each unit is built to the site specification and is shipped in ten working days from date of order. An optional “Quick Ship” premium program is available in order for units to ship in as little as one week.

CONTROLS

Precise temperature regulation is provided by a built-in control system. All electrical components, including capacitors, contactors, relays, and control transformers are pre-wired and contained in an electrical box that is hinged and swings out for easy access and servicing. A factory installed microswitch will disable the unit prior to condensate pan overflow should the drain become plugged with debris. Units with the optional Mini dap4 have a condensate pan high water level alarm standard.

Units are shipped with a thermostat and sub-base.

CABINET

Shelf Units are constructed with tubular steel frames for strength and service access. Removable panels of galvanized steel are lined with insulation for quiet and efficient operation. Units are designed for wall mount application. A unit mounted filter section with a 20” x 25” x 4” pleated filter is provided.

| TABLE OF CONTENTS | |
|--------------------------|----|
| DESIGN FEATURES | 4 |
| OPTIONS | 7 |
| PERFORMANCE DATA | |
| Air Cooled | 10 |
| Water Cooled | 12 |
| Chilled Water | 14 |
| ELECTRICAL DATA | |
| Air Cooled | 16 |
| Water Cooled | 22 |
| Chilled Water | 24 |

**AIR COOLED with INDOOR
CONDENSING UNIT**

Evaporator Section - The evaporator section is a draw-through type with double width, double inlet blower with belt drive, and variable pitch sheave. The self-aligning ball bearings are rated for a minimum life of 100,000 hours. The evaporator coil is constructed of copper tubes and aluminum fins. The expansion valve with external equalization is contained in the evaporator section. A stainless steel drain pan is standard.

Condensing Unit - The condensing unit contains a scroll compressor with crankcase heater, filter drier, sight glass, and condenser coil. The condenser coil is constructed with copper tubes and aluminum fins. The condenser blower is double inlet, double width with belt drive, and variable pitch sheave.

Field piping and wiring is required between the indoor evaporator and condensing unit sections.

(See drawing # 540-900-030)

AIR COOLED with INDOOR CONDENSER

Evaporator/Compressor Section - The evaporator section is a draw through type with double width, double inlet blower with belt drive, and variable pitch sheave. The self-aligning ball bearings are rated for a minimum life of 100,000 hours. The evaporator coil is constructed of copper tubes and aluminum fins. The expansion valve with external equalization is contained in the evaporator section. A stainless steel drain pan is standard. The condensing section includes a scroll compressor with crankcase heater, filter drier, and sight glass.

Condenser Section - The condenser section includes a condenser coil and condenser blower. The condenser coil is constructed of copper tubes and aluminum fins. The blower is double inlet, double width with belt drive and variable pitch sheave.

Field piping and wiring is required between the indoor evaporator/compressor and the condenser sections.

(See drawing # 540-900-032)

**AIR COOLED with OUTDOOR
CONDENSING UNIT**

Evaporator Section - The evaporator section is a draw-through type with double width, double inlet blower with belt drive and variable pitch sheave. The self-aligning ball bearings are rated for a minimum life of 100,000 hours. The evaporator coil is constructed of copper tubes and aluminum fins. The single stage refrigeration circuit includes an expansion valve with external equalization. A stainless steel drain pan is standard.

Outdoor Condensing Unit - The condensing unit contains a scroll compressor with crankcase heater, filter drier, sight glass, and condenser coil. The condenser coil is constructed with copper tubes and aluminum fins. The galvanized steel housing and fan guard are powder coated for longer life. Air discharge is vertical. The condenser fan is variable speed for head pressure control to -20° F ambient conditions.

Field piping and wiring is required between the indoor evaporator section and the outdoor condensing unit.

(See drawing # 540-900-034)

**AIR COOLED with OUTDOOR
CONDENSER**

Evaporator/Compressor Section - The evaporator section is a draw through type with double width, double inlet blower with belt drive, and variable pitch sheave. The self-aligning ball bearings are rated for a minimum life of 100,000 hours. The evaporator coil is constructed of copper tubes and aluminum fins. The expansion valve with external equalization is contained in the evaporator section. A stainless steel drain pan is standard. The compressor section includes a scroll compressor with crankcase heater, filter drier, and sight glass.

Outdoor Condenser Section - The outdoor condenser includes a condenser coil, integral factory wired panel, and condenser fan motor. The condenser coil is constructed of copper tubes and aluminum fins. The thermally protected fan motor is variable speed for head pressure control to -20° F ambient conditions. The galvanized steel housing is powder coated for longer life.

Field piping and wiring is required between the indoor evaporator/compressor section and the outdoor condenser.

(See drawing # 540-900-036)

WATER COOLED SYSTEMS

Self-contained. The cabinet houses the evaporator section, evaporator blower assembly, and filter section. The evaporator coil contained in each unit is constructed with copper tubes and aluminum fins mounted in a stainless steel drain pan. The single refrigeration circuit includes a scroll compressor with internal protection and crankcase heater. The circuit includes an expansion valve with external equalizer, filter drier, sight-glass, and high and low pressure safety switches. In addition, a high efficiency coaxial condenser with head pressure activated 2-way water regulating valve is built into the refrigeration system and is contained in the evaporator section. The blower assembly is a draw-through type with a centrifugal, forward curved, double width, double inlet blower configuration engineered for quiet, reliable operation. The belt driven variable pitch drive provides adjustable air flow capability to match the requirements of the controlled space. The draw-through design insures even air distribution across the coil, low internal cabinet losses, and static sealing of the filter section. The motor has internal overload protection and is mounted on an adjustable slide base.

Note: A fluid cooler or water cooling source is required.

(See drawing # 540-900-038)

CHILLED WATER SYSTEMS

Blower Section/Coil Section - The blower section contains a double width, double inlet blower with belt drive and a variable pitch sheave, and blower motor. The self-aligning ball bearings are rated for a minimum life of 100,000 hours.

The chilled water coil and chilled water valve are housed in the blower section as well. The chilled water coil is constructed of copper tube and aluminum fins. Utilizing chilled water from an existing chilled water loop, water flow is controlled by a 2-way valve for accurate and economical temperature control and dehumidification. The drain pan is constructed from stainless steel.

(See drawing # 540-900-040)

SYSTEM CONTROLLER

Unit control is maintained with the microprocessor based *Mini dap™4*. The *Mini dap4* is an advanced controller with 50 MHz, 32 bit microprocessor and is comprised of three components, a wall mounted display module, a control module mounted inside the unit and a remote temperature and humidity sensor. The *Mini dap4* monitors the controlled environment's temperature, humidity, air flow, and cleanliness, but also provides alarm history and an automatic self-test of the microprocessor on system start-up. Multiple messages are displayed by automatically scrolling from each message to the next. All messages are presented in a clear vernacular format on the liquid crystal display (LCD). Multiple alarms are displayed sequentially in order of occurrence.

OPERATION - Holding down the "ESC" button for a minimum of five seconds activates the *Mini dap4*, push buttons allow menu selection for programming, operational information, diagnostics, and historical data. The two-level password feature prevents unauthorized access. Menu programmed information for basic system operation and alarm parameters is nonvolatile.

PROGRAMMABLE FUNCTIONS :

| | |
|---|--|
| Temperature Setpoint | Temperature Deadband |
| System Start Delay | Low Temperature Alarm Limit |
| Humidity Deadband | Humidity Setpoint |
| High Humidity Alarm Limit | Low Humidity Alarm Limit |
| Define Password | Reset Equipment Runtimes |
| Audio Alarm Mode | Compressor Short Cycle Alarm |
| Humidity Anticipation | Compressors(s) |
| Calibrate Temperature Sensor | Temperature Scale |
| High Temperature Alarm Limit | Water Valve Voltage Range* |
| Firestat Temperature Alarm Limit | Manual Diagnosis |
| No water flow alarm action* | Remote Alarm contacts |
| Calibrate Discharge Air Sensor* | Person to contact on Alarm |
| Compressor Lead/Lag Sequence* | Dehumidification Mode |
| Power Problem or Restart Mode | Scheduled Normal Maintenance |
| Reheat mode | Calibrate Humidity |
| Humidifier | Compressor Assists to Energy Saver* |
| Network Protocol | Low Discharge Temperature Alarm Limit* |
| Calibrate Chilled Water Temperature Sensor* | |

DISPLAYED CONDITIONS, DATA, and FUNCTIONS:

| | |
|------------------------------|-------------------|
| Temperature setpoints | Humidity setpoint |
| Current temperature | Current humidity |
| Cooling 1, 2 (as applicable) | Reheat |
| Humidification | Dehumidification |

ALARMS - Alarm conditions are displayed and monitored on the microprocessor LCD along with an audible alarm. The alarm silence switch will quiet the audible alarm but the display will continue to indicate the alarm condition until it is corrected. The following alarms are displayed:


| | |
|--------------------------|-----------------------------|
| High temperature warning | High humidity warning |
| Low temperature warning | Low humidity warning |
| High pressure compressor | High condensate water level |
| Firestat tripped | No air flow |
| Compressor short cycle | Low voltage warning |
| Temperature sensor error | Power failure restart |
| Humidity sensor error | Local alarms |

SYSTEM CONTROL - continued

HISTORICAL DATA:

| | |
|---|---------------------------------|
| High/low temperature last 24 hours | High/low humidity last 24 hours |
| Blower, compressor 1, compressor 2*, reheat, dehumidification, Energy Saver*, | |
| Equipment runtimes for: | |
| Humidifier, and chilled water * | Low temperature last 24 hours |
| Alarm history (last 100 alarms) | High humidity last 24 hours |

Control Module









Temperature and Humidity Sensor



Display Module



Button Functions

| | | | |
|---|--|---|---|
|  | Allows viewing of active alarms Silences audible alarms Resets active alarms |  | Allows scrolling to next screen Allows values changes (increase) |
|  | Allows entry to Main Menu |  | Allows entry to Menus Advances cursor |
|  | Return to previous screen Hold five seconds to turn ON or OFF |  | Returns to previous screen Allows value changes (decrease) |

OPTIONS

Steam Generator Humidifier - An electric steam generator humidifier with disposable cylinder and self-regulating auto flush is available. Units with steam generator humidifier require the *Mini Data Alarm Processor-II*. A five pound per hour humidifier may be added on all units (2.5 - 5 tons). A 10 pound per hour humidifier is also available on the 4 and 5 ton size units.

The 10 pound per hour humidifier can also be ordered with modulating control. Modulation feature allows the humidifier to match its output to the signal from the humidity control.

Hot Water Reheat - Where hot water is available, a water coil for reheat may be ordered. The coil is designed for 15 PSI maximum water pressure and includes a 2-way valve. Units with hot water reheat do not include electric reheat.

Hot Gas Reheat - The unit's hot gas discharge may be used for reheat and maximum system efficiency. Electric reheat is eliminated. *NOTE:* Hot gas reheat option is not available with all configurations (consult factory on unit availability). The next size motor selection is recommended.

Disconnect Switch - A unit mounted disconnect switch with 1/4 turn latch may be added. The switch must be in the "OFF" position to remove panel and access electrical compartment.

Separate Power Source - Indoor split systems may be ordered with separate power feeds. A power connection is provided for both the evaporator section and/or condenser/condensing unit.

Hot Gas Bypass - Hot gas bypass is available for either packaged or split systems. A hot gas bypass valve is available for applications that create low suction pressure conditions that could lead to coil freeze and/or compressor cycling. In facilities such conditions generally exist in instances where; 1) a unit's dehumidification mode needs to run for extended period of time; or 2) a room is designed for low entering air conditions; or 3) a unit is utilizing an oversized condenser at low outdoor ambient conditions.

When the system suction pressure is high enough it will maintain pressure on the leaving side of the hot gas bypass valve to keep the valve port closed. Should the suction pressure decrease below the desired setting, the pressure from the suction line forces the diaphragm, which off-sets the spring pressure, allowing the spring to push the valve open. The opening of this valve allows some hot gas to mix with the refrigerant in the suction line raising the evaporator pressure. This increases the suction pressure in the system back to the desired setting. The hot gas bypass can be manually adjusted within a certain range to fine tune the unit to a desired suction pressure in the field.

Unit Mounted Receiver - Unit mounted receiver in compressor section with pressure control and liquid line solenoid valve. Receiver allows unit to operate down to -30° F/34.4° C. *NOTE:* Only available on units with remote outdoor condenser sections.

Remote Receiver - Insulated receiver with head pressure control valve. Liquid line solenoid valves are included. *NOTE:* Consult with factory on runs exceeding 50 feet.

3-Way Water Regulating Valve - A 3-way pressure control valve replaces the standard 2-way valve.

3-Way Chilled Water Valve - A 3-way chilled water valve replaces the standard 2-way valve.

Condensate Pump - Ships loose for field installation. Available in 115 or 230 volt. Power source is required. Pump body should be placed exterior to the unit. Pump has maximum of 8 feet head.

High Efficiency Filters - MERV 11 efficient filters (ASHRAE Std. 52.2) are available to replace standard MERV 8 filters.

Extended Compressor Warranty - An additional four year compressor warranty may be added to supplement standard one year warranty.

AIR COOLED: Performance Data

| <i>MODEL</i> | | <i>DASA-02</i> | <i>DASA-03</i> | <i>DASA-04</i> |
|--|---------------------|----------------|----------------|----------------|
| CAPACITY in Btu/hr - Gross | | | | |
| 80° DB/67° WB | Total | 25,800 | 37,100 | 52,800 |
| 50% RH | Sensible | 19,200 | 27,500 | 39,500 |
| 75° DB/62.5° WB | Total | 23,900 | 34,300 | 48,900 |
| 50% RH | Sensible | 18,500 | 26,500 | 38,100 |
| 75° DB/61° WB | Total | 23,100 | 33,500 | 47,700 |
| 45% RH | Sensible | 19,500 | 28,200 | 40,500 |
| 72° DB/60° WB | Total | 22,800 | 32,600 | 46,500 |
| 50% RH | Sensible | 18,100 | 25,800 | 37,200 |
| 72° DB/58.6° WB | Total | 22,100 | 31,900 | 45,500 |
| 45% RH | Sensible | 19,100 | 27,500 | 39,500 |
| BLOWER SECTION | | | | |
| Airflow - CFM | | 800 | 1,200 | 1,600 |
| Standard evaporative motor - horsepower | | 1/2 | 3/4 | 1 |
| External Static Pressure (E.S.P.) - inches of W.G. | | 0.5 | 0.5 | |
| Number of motors/fans | | 1/1 | 1/1 | 1/1 |
| Next size motor - horsepower | | 3/4 | 1 | 1-1/2 |
| CONDENSER SECTION | | | | |
| | (Indoor Units Only) | | | |
| Airflow - CFM | | 1,200 | 1,700 | 2,200 |
| Standard condenser motor - horsepower | | 3/4 | 1 | 1-1/2 |
| E.S.P. - inches of W.G. | | 0.5 | 0.5 | 0.5 |
| Next size condenser motor - horsepower | | 1 | 1-1/2 | 2 |
| EVAPORATOR COIL | | | | |
| Face area - sq ft | | 2.4 | 2.4 | 3.7 |
| Rows of coils | | 4 | 4 | 5 |
| Face velocity -fpm | | 333 | 500 | 432 |
| CONDENSER COIL | | | | |
| | (Indoor units only) | | | |
| Face area - sq ft | | 2.9 | 2.9 | 4.4 |
| Rows of coils | | 6 | 6 | 6 |
| Face velocity -fpm | | 414 | 586 | 500 |
| COMPRESSOR | | | | |
| Type | | Scroll | Scroll | Scroll |
| Refrigerant | | R-410A | R-410A | R-410A |

AIR COOLED: Performance Data

| MODEL | DASA-02 | DASA-03 | DASA-04 |
|--------------|----------------|----------------|----------------|
|--------------|----------------|----------------|----------------|

| |
|-----------------------|
| FILTER SECTION |
|-----------------------|

| | | | |
|--|---------|---------|---------|
| Quantity | 1 | 1 | 1 |
| Size - inches | 20x25x4 | 20x25x4 | 20x25x4 |
| Efficiency - MERV | 8 | 8 | 8 |
| (Note: Efficiency based on ASHRAE Std. 52.2) | | | |

| |
|-----------------------|
| REHEAT SECTION |
|-----------------------|

(Optional)

| | | | |
|-------------------|----------|----------|----------|
| Type | Electric | Electric | Electric |
| kW | 6 | 6 | 6 |
| Capacity - Btu/hr | 20,460 | 20,460 | 20,460 |

| |
|---------------------------|
| HUMIDIFIER SECTION |
|---------------------------|

(Optional Steam Generator)

| | | | |
|-------------------|-----|-----|-----|
| Capacity - lbs/hr | 5 | 5 | 5 |
| kW | 1.7 | 1.7 | 1.7 |
| Capacity - lbs/hr | N/A | N/A | 10 |
| kW | N/A | N/A | 3.2 |

| |
|-------------------------|
| CONNECTION SIZES |
|-------------------------|

(All units)

| | | | |
|---------------------------------|-----|-----|-----|
| Humidifier supply - O.D. Copper | 1/4 | 1/4 | 1/4 |
| Condensate drain - FPT | 3/4 | 3/4 | 3/4 |

| |
|--------------------------|
| CONNECTION SIZES* |
|--------------------------|

(Split systems with condensing unit)

| | | | |
|----------------------------|-----|-----|-----|
| Liquid line - O.D. Copper | 1/2 | 1/2 | 1/2 |
| Suction line - O.D. Copper | 3/4 | 3/4 | 3/4 |

| |
|--------------------------|
| CONNECTION SIZES* |
|--------------------------|

(Split systems with condenser)

| | | | |
|------------------------------|-----|-----|-----|
| Liquid line - O.D. Copper | 1/2 | 1/2 | 1/2 |
| Discharge line - O.D. Copper | 1/2 | 1/2 | 1/2 |

* The actual required field line sizes will not necessarily be the same as the above connection sizes.

For dimensional data refer to the following drawings:

| | | | |
|--------------|--|--------------|--|
| DASA-xxxx-AI | Drawing 540-900-030 Drawing 540-900-031 | DASA-xxxx-CI | Drawing 540-900-032 Drawing 540-900-033 |
| DASA-xxxx-AO | Drawing 540-900-034 Drawing 540-900-035 | DASA-xxxx-CO | Drawing 540-900-036 Drawing 540-900-037 |

WATER COOLED: Performance Data

| <i>MODEL</i> | | <i>DASW-02</i> | <i>DASW-03</i> | <i>DASW-04</i> |
|-----------------------------------|----------|----------------|----------------|----------------|
| CAPACITY in Btu/hr - Gross | | | | |
| 80° DB/67° WB 50% RH | Total | 29,100 | 41,600 | 58,700 |
| | Sensible | 20,500 | 29,300 | 41,900 |
| 75° DB/62.5° WB 50% RH | Total | 26,900 | 38,500 | 54,500 |
| | Sensible | 19,700 | 28,300 | 40,500 |
| 75° DB/61° WB 45% RH | Total | 26,000 | 37,400 | 52,900 |
| | Sensible | 21,000 | 30,100 | 43,100 |
| 72° DB/60° WB 50% RH | Total | 25,600 | 36,700 | 52,000 |
| | Sensible | 19,300 | 27,700 | 39,700 |
| 72° DB/58.6° WB 45% RH | Total | 24,600 | 35,500 | 50,700 |
| | Sensible | 20,300 | 29,100 | 41,900 |

BLOWER SECTION

| | | | |
|---|-----|-------|-------|
| Airflow - CFM | 800 | 1,200 | 1,600 |
| Standard evaporator motor - horsepower | 1/2 | 3/4 | 1 |
| External Static Pressure (E.S.P.) - inches of W.G | 0.5 | 0.5 | 0.5 |

EVAPORATOR COIL

| | | | |
|---------------------|-----|-----|-----|
| Face area - sq ft | 2.4 | 2.4 | 3.7 |
| Rows of coils | 4 | 4 | 5 |
| Face velocity - FPM | 333 | 500 | 432 |

CONDENSER

| | | | |
|--------------------------------|---------|---------|---------|
| Type | Coaxial | Coaxial | Coaxial |
| Water regulating valve | 2-way | 2-way | 2-way |
| Size - inches | 3/4 | 3/4 | 1 |
| Maximum working pressure - psi | 150 | 150 | 150 |

CONDENSER WATER

Requirements at maximum pressure of 150 psi.

| | | | | |
|-------------------|-----|-----|------|------|
| Using 65° F EWT | GPM | 2.6 | 3.9 | 5.2 |
| | PSI | 0.9 | 1.9 | 0.9 |
| Using 75° F EWT | GPM | 4.2 | 6.2 | 8.3 |
| | PSI | 1.6 | 5.8 | 1.5 |
| Using 85° F EWT | GPM | 6.0 | 9.0 | 12.0 |
| | PSI | 3.2 | 7.5 | 3.5 |
| With Fluid Cooler | GPM | 7.0 | 10.5 | 14.0 |
| | PSI | | 4.0 | 8.0 |

WATER COOLED: Performance Data

| | | | |
|--------------|----------------|----------------|----------------|
| MODEL | DASW-02 | DASW-03 | DASW-04 |
|--------------|----------------|----------------|----------------|

| |
|-------------------|
| COMPRESSOR |
|-------------------|

| | | | |
|------------------|--------|--------|--------|
| Type | Scroll | Scroll | Scroll |
| Refrigerant type | R-410A | R-410A | R-410A |

| |
|-----------------------|
| FILTER SECTION |
|-----------------------|

| | | | |
|--|---------|---------|---------|
| Type | Pleated | Pleated | Pleated |
| Quantity | 1 | 1 | 1 |
| Size - inches | 20x25x4 | 20x25x4 | 20x25x4 |
| Efficiency - MERV | 8 | 8 | 8 |
| (Note: Efficiency based on ASHRAE Std. 52.2) | | | |

| |
|-----------------------|
| REHEAT SECTION |
|-----------------------|

(Optional)

| | | | |
|-------------------|----------|----------|----------|
| Type | Electric | Electric | Electric |
| kW | 6 | 6 | 6 |
| Capacity - Btu/hr | 20,460 | 20,460 | 20,460 |

| |
|---------------------------|
| HUMIDIFIER SECTION |
|---------------------------|

(Optional Steam Generator)

| | | | |
|-------------------|-----|-----|-----|
| Capacity - lbs/hr | 5 | 5 | 5 |
| kW | 1.7 | 1.7 | 1.7 |
| Capacity - lbs/hr | N/A | N/A | 10 |
| kW | N/A | N/A | 3.2 |

| |
|--------------------------|
| CONNECTION SIZES* |
|--------------------------|

| | | | |
|-------------------------------------|-----|-----|-------|
| Humidifier supply - O.D. Copper | 1/4 | 1/4 | 1/4 |
| Condensate drain - FPT | 3/4 | 3/4 | 3/4 |
| Condenser water - IN - O.D. Copper | 3/4 | 3/4 | 1 1/8 |
| Condenser water - OUT - O.D. Copper | 3/4 | 3/4 | 1 1/8 |

* The actual required field line sizes will not necessarily be the same as the above connection sizes.

For dimensional data refer to the following drawings:

| | |
|-----------|-----------------------|
| DASW-xxxx | Drawing # 540-900-038 |
| | Drawing # 540-900-039 |

CHILLED WATER: Performance data at 45° F entering chilled water temperature

| <i>MODEL</i> | | <i>DASC-02</i> | <i>DASC-03</i> | <i>DASC-04</i> |
|---|-----------|----------------|----------------|----------------|
| CAPACITY in Btu/hr - Gross | | | | |
| 80° DB/67° WB | Total | 26,100 | 44,200 | 65,400 |
| 50% RH | Sensible | 19,400 | 32,000 | 45,500 |
| 75° DB/62.5° WB | Total | 20,500 | 34,600 | 50,800 |
| 50% RH | Sensible | 17,500 | 28,800 | 40,600 |
| 75° DB/61° WB | Total | 19,200 | 32,400 | 47,100 |
| 45% RH | Sensible | 18,100 | 29,800 | 42,000 |
| 72° DB/60° WB | Total | 17,600 | 29,700 | 43,300 |
| 50% RH | Sensible | 16,100 | 26,600 | 37,400 |
| 72° DB/58.6° WB | Total | 16,800 | 28,100 | 40,500 |
| 45% RH | Sensible | 16,600 | 27,500 | 38,600 |
| CONDENSER WATER | | | | |
| Using 45° F EWT | GPM | 6.0 | 9.0 | 12.0 |
| | PD in PSI | 1.2 | 2.8 | 6.5 |
| BLOWER SECTION | | | | |
| Airflow - CFM | | 800 | 1,200 | 1,600 |
| Standard blower motor - horsepower | | 1/2 | 3/4 | 1 |
| External Static Pressure (E.S.P.) - inches of W.G.0.5 | | 0.5 | 0.5 | |
| Number of motors/fans | | 1/1 | 1/1 | 1/1 |
| Next size blower motor - horsepower | | 3/4 | 1 | 1-1/2 |
| CHILLED WATER COIL | | | | |
| Face area - sq ft | | 2.4 | 2.4 | 3.7 |
| Rows of coils | | 4 | 4 | 5 |
| Face velocity - fpm | | 333 | 400 | 320 |
| CHILLED WATER VALVE | | | | |
| Valve body | | 2-way | 2-way | 2-way |
| Valve size - inches | | 1 | 1 | 1 |
| Maximum working pressure - PSI | | 150 | 150 | 150 |

CHILLED WATER: Performance data at 45° F entering chilled water temperature

| <i>MODEL</i> | <i>DASC-02</i> | <i>DASC-03</i> | <i>DASC-04</i> |
|--|----------------|----------------|----------------|
| FILTER SECTION | | | |
| Quantity | 1 | 1 | 1 |
| Size - inches | 20x25x4 | 20x25x4 | 20x25x4 |
| Efficiency - MERV | 8 | 8 | 8 |
| (Note: Efficiency based on ASHRAE Std. 52.2) | | | |
| REHEAT SECTION | | | |
| Type | Electric | Electric | Electric |
| kW | 6 | 6 | 6 |
| Capacity - Btu/hr | 20,460 | 20,460 | 20,460 |
| HUMIDIFIER SECTION | | | |
| (Optional Steam Generator) | | | |
| Capacity - lbs/hr | 5 | 5 | 5 |
| kW | 1.7 | 1.7 | 1.7 |
| Capacity - lbs/hr | N/A | N/A | 10 |
| kW | N/A | N/A | 3.2 |
| CONNECTION SIZES | | | |
| Humidifier supply - O.D. Copper | 1/4 | 1/4 | 1/4 |
| Condensate drain - FPT | 3/4 | 3/4 | 3/4 |
| Chilled water supply - O.D. Copper | 3/4 | 3/4 | 1 1/8 |
| Chilled water return - O.D. Copper | 3/4 | 3/4 | 1 1/8 |

For dimensional data refer to the following drawings:

DASC-xxxx Drawing 540-900-040
 Drawing 540-900-041

AIR COOLED: Electrical data - split indoor systems with single power source

MODEL **DASA-02** **DASA-03** **DASA-04**

Electrical data based on cooling only: electric reheat - **NO**, humidifier - **NO**, and STANDARD MOTOR.

| | | | | |
|--------------|-------------|------------|----------|----------|
| 208-230/1/60 | FLA/MCA/MOP | 23/27/40 | 32/37/50 | 37/43/70 |
| 208-230/3/60 | FLA/MCA/MOP | 17/20/30 | 23/26/35 | 25/29/45 |
| 460/3/60 | FLA/MCA/MOP | 7.9/9.0/15 | 11/12/15 | 15/17/25 |

Electrical data based on: electrical reheat - **YES**, 5 lb/hr steam generator humidifier - **YES**, and STANDARD MOTOR.

| | | | | |
|--------------|-------------|----------|----------|----------|
| 208-230/1/60 | FLA/MCA/MOP | 52/63/70 | 60/73/80 | 65/79/90 |
| 208-230/3/60 | FLA/MCA/MOP | 34/41/45 | 39/47/50 | 41/50/60 |
| 460/3/60 | FLA/MCA/MOP | 15/18/20 | 18/22/25 | 22/26/30 |

Electrical data bases on: electric reheat - **YES**, 10 lb/hr steam generator humidifier - **YES**, and STANDARD MOTOR.

| | | | | |
|--------------|-------------|-----|-----|----------|
| 208-230/1/60 | FLA/MCA/MOP | N/A | N/A | 65/79/90 |
| 208-230/3/60 | FLA/MCA/MOP | N/A | N/A | 41/50/60 |
| 460/3/60 | FLA/MCA/MOP | N/A | N/A | 22/26/30 |

Electrical data based on: electric reheat - **NO**, 5 lb/hr steam generator humidifier - **YES**, and STANDARD MOTOR.

| | | | | |
|--------------|-------------|----------|----------|----------|
| 208-230/1/60 | FLA/MCA/MOP | 52/63/70 | 40/47/60 | 45/53/70 |
| 208-230/3/60 | FLA/MCA/MOP | 25/30/35 | 31/36/45 | 33/39/50 |
| 460/3/60 | FLA/MCA/MOP | 12/14/15 | 15/17/20 | 18/22/30 |

Electrical data based on: electric reheat - **NO**, 10 lb/hr steam generator humidifier - **YES**, and STANDARD MOTOR.

| | | | | |
|--------------|-------------|-----|-----|----------|
| 208-230/1/60 | FLA/MCA/MOP | N/A | N/A | 53/64/80 |
| 208-230/3/60 | FLA/MCA/MOP | N/A | N/A | 41/49/60 |
| 460/3/60 | FLA/MCA/MOP | N/A | N/A | 22/26/30 |

Electrical data based on: electric reheat- **YES**, steam generator humidifier - **NO**, and STANDARD MOTOR.

| | | | | |
|--------------|-------------|----------|----------|----------|
| 208-230/1/60 | FLA/MCA/MOP | 52/63/70 | 60/73/80 | 65/79/90 |
| 208-230/3/60 | FLA/MCA/MOP | 34/41/45 | 39/47/50 | 41/50/60 |
| 460/3/60 | FLA/MCA/MOP | 15/18/20 | 18/22/25 | 22/26/30 |

STANDARD MOTOR

Evaporator

| | | | | |
|--------------|-----|-----|-----|-----|
| Horsepower | | 1/2 | 3/4 | 1 |
| 208-230/1/60 | FLA | 3.4 | 5.3 | 6.8 |
| 208-230/3/60 | FLA | 2.2 | 3.0 | 3.6 |
| 460/3/60 | FLA | 1.1 | 1.5 | 1.8 |

CONDENSER FAN MOTOR

| | | | | |
|--------------|-----|-----|-----|-------|
| Horsepower | | 3/4 | 1 | 1-1/2 |
| 208-230/1/60 | FLA | 5.3 | 6.8 | 8.8 |
| 208-230/3/60 | FLA | 3.0 | 3.6 | 4.8 |
| 460/3/60 | FLA | 1.5 | 1.8 | 2.8 |

COMPRESSOR DATA

| | | | | |
|--------------|-----|------|------|------|
| Tons | | 2 | 3 | 4 |
| 208-230/1/60 | FLA | 14.7 | 19.9 | 26.9 |
| 208-230/3/60 | FLA | 10.4 | 13.1 | 17.6 |
| 460/3/60 | FLA | 4.5 | 6.1 | 9.6 |

All selections are based on using standard horsepower condenser motor

FLA - Full load amps MCA - Minimum circuit amps (wire sizing amps) MOP - Maximum rating of the overcurrent protective device

AIR COOLED: Electrical data - split indoor systems with single power source

MODEL **DASA-02** **DASA-03** **DASA-04**

Electrical data based on cooling only: electric reheat - **NO**, steam generator humidifier - **NO**, and NEXT SIZE MOTOR.

| | | | | |
|--------------|-------------|------------|----------|----------|
| 208-230/1/60 | FLA/MCA/MOP | 25/28/40 | 33/38/50 | 39/46/70 |
| 208-230/3/60 | FLA/MCA/MOP | 18/21/30 | 23/26/35 | 26/30/45 |
| 460/3/60 | FLA/MCA/MOP | 8.3/9.4/15 | 11/13/15 | 15/18/25 |

Electrical data based on: electrical reheat - **YES**, 5 lb/hr steam generator humidifier - **YES**, and NEXT SIZE MOTOR.

| | | | | |
|--------------|-------------|----------|----------|-----------|
| 208-230/1/60 | FLA/MCA/MOP | 53/64/70 | 62/74/80 | 68/82/100 |
| 208-230/3/60 | FLA/MCA/MOP | 35/41/45 | 40/47/50 | 42/51/60 |
| 460/3/60 | FLA/MCA/MOP | 16/19/20 | 19/22/25 | 23/27/35 |

Electrical data based on: electric reheat - **YES**, 10 lb/hr steam generator humidifier - **YES**, and NEXT SIZE MOTOR.

| | | | | |
|--------------|-------------|-----|-----|-----------|
| 208-230/1/60 | FLA/MCA/MOP | N/A | N/A | 68/82/100 |
| 208-230/3/60 | FLA/MCA/MOP | N/A | N/A | 42/51/60 |
| 460/3/60 | FLA/MCA/MOP | N/A | N/A | 23/27/35 |

Electrical data based on: electric reheat - **NO**, 5 lb/hr steam generator humidifier - **YES**, and NEXT SIZE MOTOR.

| | | | | |
|--------------|-------------|----------|----------|----------|
| 208-230/1/60 | FLA/MCA/MOP | 33/39/50 | 41/48/60 | 47/56/80 |
| 208-230/3/60 | FLA/MCA/MOP | 26/31/35 | 31/37/45 | 34/40/50 |
| 460/3/60 | FLA/MCA/MOP | 12/14/15 | 15/17/20 | 19/22/30 |

Electrical data based on: electric reheat - **NO**, 10 lb/hr steam generator humidifier - **YES**, and NEXT SIZE MOTOR.

| | | | | |
|--------------|-------------|-----|-----|----------|
| 208-230/1/60 | FLA/MCA/MOP | N/A | N/A | 55/66/80 |
| 208-230/3/60 | FLA/MCA/MOP | N/A | N/A | 42/50/60 |
| 460/3/60 | FLA/MCA/MOP | N/A | N/A | 23/27/35 |

Electrical data based on: electric reheat - **YES**, steam generator humidifier - **NO**, and NEXT SIZE MOTOR.

| | | | | |
|--------------|-------------|----------|----------|-----------|
| 208-230/1/60 | FLA/MCA/MOP | 53/64/70 | 62/74/80 | 68/82/100 |
| 208-230/3/60 | FLA/MCA/MOP | 35/41/45 | 40/47/50 | 42/51/60 |
| 460/3/60 | FLA/MCA/MOP | 16/19/20 | 19/22/25 | 23/27/35 |

NEXT SIZE MOTOR

| | | | | |
|--------------|-----|------------|-----|-------|
| | | Evaporator | | |
| Horsepower | | 3/4 | 1 | 1-1/2 |
| 208-230/1/60 | FLA | 5.3 | 6.8 | 8.8 |
| 208-230/3/60 | FLA | 3.0 | 3.6 | 4.8 |
| 460/3/60 | FLA | 1.5 | 1.8 | 2.4 |

CONDENSER MOTOR

| | | | | |
|--------------|-----|-----|-----|-------|
| Horsepower | | 3/4 | 1 | 1-1/2 |
| 208-230/1/60 | FLA | 5.3 | 6.8 | 8.8 |
| 208-230/3/60 | FLA | 3.0 | 3.6 | 4.8 |
| 460/3/60 | FLA | 1.5 | 1.8 | 2.8 |

COMPRESSOR DATA

| | | | | |
|--------------|-----|----------|----------|----------|
| Tons | | 2 | 3 | 4 |
| 208-230/1/60 | FLA | 14.7 | 19.9 | 26.9 |
| 208-230/3/60 | FLA | 10.4 | 13.1 | 17.6 |
| 460/3/60 | FLA | 4.5 | 6.1 | 9.6 |

All selections are based on using standard horsepower condenser motor.

FLA - Full load amps MCA - Minimum circuit amps (wire sizing amps) MOP - Maximum rating of the overcurrent protective device

AIR COOLED: Electrical Data - Split systems with indoor evaporator and remote outdoor condenser - CO

MODEL DASA-02 DASA-03 DASA-04

Electrical data based on cooling only: electrical reheat - **NO**, steam generator humidifier - **NO**, and STANDARD MOTOR.

| | | | | |
|--------------|-------------|------------|------------|----------|
| 208-230/1/60 | FLA/MCA/MOP | 19/22/35 | 25/30/50 | 33/40/60 |
| 208-230/3/60 | FLA/MCA/MOP | 13/15/25 | 16/19/30 | 21/26/40 |
| 460/3/60 | FLA/MCA/MOP | 5.6/6.7/15 | 7.6/9.1/15 | 11/14/20 |

Electrical data based on: electrical reheat **YES**, 5 lb/hr steam generator humidifier - **YES**, and STANDARD MOTOR.

| | | | | |
|--------------|-------------|----------|----------|----------|
| 208-230/1/60 | FLA/MCA/MOP | 48/58/60 | 54/66/70 | 62/76/90 |
| 208-230/3/60 | FLA/MCA/MOP | 29/36/40 | 33/40/45 | 38/46/60 |
| 460/3/60 | FLA/MCA/MOP | 13/16/20 | 15/19/20 | 19/23/30 |

Electrical data based on: electric reheat- **YES**, 10 lb/hr steam generator humidifier - **YES**, and STANDARD MOTOR.

| | | | | |
|--------------|-------------|-----|-----|----------|
| 208-230/1/60 | FLA/MCA/MOP | N/A | N/A | 62/76/90 |
| 208-230/3/60 | FLA/MCA/MOP | N/A | N/A | 38/46/60 |
| 460/3/60 | FLA/MCA/MOP | N/A | N/A | 19/23/30 |

Electrical data based on: electric reheat - **NO**, 5 lb/hr steam generator humidifier **YES**, and STANDARD MOTOR.

| | | | | |
|--------------|-------------|-----------|----------|----------|
| 208-230/1/60 | FLA/MCA/MOP | 27/33/45 | 33/40/50 | 42/50/70 |
| 208-230/3/60 | FLA/MCA/MOP | 21/25/30 | 24/30/40 | 29/36/50 |
| 460/3/60 | FLA/MCA/MOP | 9.3/11/15 | 11/14/15 | 15/18/25 |

Electrical data based on: electric reheat - **NO**, 10 lb/hr steam generator humidifier - **YES**, and STANDARD MOTOR.

| | | | | |
|--------------|-------------|-----|-----|----------|
| 208-230/1/60 | FLA/MCA/MOP | N/A | N/A | 50/61/80 |
| 208-230/3/60 | FLA/MCA/MOP | N/A | N/A | 38/46/60 |
| 460/3/60 | FLA/MCA/MOP | N/A | N/A | 19/23/30 |

Electrical data based on: electric reheat - **YES**, steam generator humidifier - **NO**, and STANDARD MOTOR.

| | | | | |
|--------------|-------------|----------|----------|----------|
| 208-230/1/60 | FLA/MCA/MOP | 48/58/60 | 54/66/70 | 62/76/90 |
| 208-230/3/60 | FLA/MCA/MOP | 29/36/40 | 33/40/45 | 38/46/60 |
| 460/3/60 | FLA/MCA/MOP | 13/16/20 | 15/19/20 | 19/23/30 |

STANDARD MOTOR

| | | | | |
|--------------|-----|-----|-----|-----|
| Horsepower | | 1/2 | 3/4 | 1 |
| 208-230/1/60 | FLA | 3.4 | 5.3 | 6.8 |
| 208-230/3/60 | FLA | 2.2 | 3.0 | 3.6 |
| 460/3/60 | FLA | 1.1 | 1.5 | 1.8 |

COMPRESSOR DATA

| | | | | |
|--------------|-----|------|------|------|
| Tons | | 2 | 3 | 4 |
| 208-230/1/60 | FLA | 14.7 | 19.9 | 26.9 |
| 208-230/3/60 | FLA | 10.4 | 13.1 | 17.6 |
| 460/3/60 | FLA | 4.5 | 6.1 | 9.6 |

CONDENSER

| | | | | |
|---------|-------------|------------|------------|------------|
| Model | | DARC-03 | DARC-03 | DARC-05 |
| 208-230 | FLA/MCA/MOP | 4.2/5.3/15 | 4.2/5.3/15 | 4.2/5.3/15 |
| 460 | FLA/MCA/MOP | 2.1/2.6/15 | 2.1/2.6/15 | 2.1/2.6/15 |

CONDENSER MOTOR

| | | | | |
|------------|-----|-----|-----|-----|
| Horsepower | | 3/4 | 3/4 | 3/4 |
| 208-230 | FLA | 4.2 | 4.2 | 4.2 |
| 460/3/60 | FLA | 2.1 | 2.1 | 2.1 |

FLA - Full load amps MCA - Minimum circuit amps (wire sizing amps) MOP - Maximum rating of the overcurrent protective device

**AIR COOLED: Electrical Data - Split systems with indoor evaporator and remote outdoor condenser with
NEXT SIZE EVAPORATOR MOTOR**

MODEL **DASA-02** **DASA-03** **DASA-04**

Electrical data based on cooling only: electrical reheat - **NO**, steam generator humidifier - **NO**, and NEXT SIZE MOTOR.

| | | | | |
|--------------|-------------|------------|------------|----------|
| 208-230/1/60 | FLA/MCA/MOP | 20/24/35 | 26/31/50 | 36/42/60 |
| 208-230/3/60 | FLA/MCA/MOP | 13/16/25 | 17/20/30 | 22/27/40 |
| 460/3/60 | FLA/MCA/MOP | 6.0/7.1/15 | 7.9/9.4/15 | 12/14/20 |

Electrical data based on: electrical reheat - **YES**, 5 lb/hr steam generator humidifier - **YES**, and NEXT SIZE MOTOR.

| | | | | |
|--------------|-------------|----------|----------|----------|
| 208-230/1/60 | FLA/MCA/MOP | 49/60/70 | 55/67/80 | 65/79/90 |
| 208-230/3/60 | FLA/MCA/MOP | 30/37/40 | 33/41/50 | 39/48/60 |
| 460/3/60 | FLA/MCA/MOP | 14/17/20 | 15/19/20 | 20/24/30 |

Electrical data based on: electric reheat - **YES**, 10 lb/hr steam generator humidifier - **YES**, and NEXT SIZE MOTOR.

| | | | | |
|--------------|-------------|-----|-----|----------|
| 208-230/1/60 | FLA/MCA/MOP | N/A | N/A | 65/79/90 |
| 208-230/3/60 | FLA/MCA/MOP | N/A | N/A | 39/48/60 |
| 460/3/60 | FLA/MCA/MOP | N/A | N/A | 20/24/30 |

Electrical data based on: electric reheat - **NO**, 5 lb/hr steam generator humidifier - **YES**, and NEXT SIZE MOTOR.

| | | | | |
|--------------|-------------|-----------|----------|----------|
| 208-230/1/60 | FLA/MCA/MOP | 28/34/45 | 35/42/50 | 44/53/70 |
| 208-230/3/60 | FLA/MCA/MOP | 22/26/35 | 25/30/40 | 31/37/50 |
| 460/3/60 | FLA/MCA/MOP | 9.7/12/15 | 12/14/15 | 16/19/25 |

Electrical data based on: electric reheat - **NO**, 10 lb/hr steam generator humidifier - **YES**, and NEXT SIZE MOTOR.

| | | | | |
|--------------|-------------|-----|-----|----------|
| 208-230/1/60 | FLA/MCA/MOP | N/A | N/A | 52/63/80 |
| 208-230/3/60 | FLA/MCA/MOP | N/A | N/A | 39/47/60 |
| 460/3/60 | FLA/MCA/MOP | N/A | N/A | 19/24/30 |

Electrical data based on: electric reheat - **YES**, steam generator humidifier - **NO**, and NEXT SIZE MOTOR.

| | | | | |
|--------------|-------------|----------|----------|----------|
| 208-230/1/60 | FLA/MCA/MOP | 49/60/70 | 55/67/80 | 65/79/90 |
| 208-230/3/60 | FLA/MCA/MOP | 30/37/40 | 33/41/50 | 39/48/60 |
| 460/3/60 | FLA/MCA/MOP | 14/17/20 | 15/19/20 | 20/24/30 |

NEXT SIZE MOTOR

| | | | | |
|--------------|-----|-----|-----|-------|
| Horsepower | | 3/4 | 1 | 1-1/2 |
| 208-230/1/60 | FLA | 5.3 | 6.8 | 8.8 |
| 208-230/3/60 | FLA | 3.0 | 3.6 | 4.8 |
| 460/3/60 | FLA | 1.5 | 1.8 | 2.4 |

COMPRESSOR

| | | | | |
|--------------|-----|------|------|------|
| Tons | | 2 | 3 | 4 |
| 208-230/1/60 | FLA | 14.7 | 19.9 | 26.9 |
| 208-230/3/60 | FLA | 10.4 | 13.1 | 17.6 |
| 460/3/60 | FLA | 4.5 | 6.1 | 9.6 |

CONDENSER

| | | | | |
|---------|-------------|------------|------------|------------|
| Model | | DARC-03 | DARC-03 | DARC-05 |
| 208-230 | FLA/MCA/MOP | 4.2/5.3/15 | 4.2/5.3/15 | 4.2/5.3/15 |
| 460 | FLA/MCA/MOP | 2.1/2.6/15 | 2.1/2.6/15 | 2.1/2.6/15 |

CONDENSER MOTOR

| | | | | |
|------------|-----|-----|-----|-----|
| Horsepower | | 3/4 | 3/4 | 3/4 |
| 208-230 | FLA | 4.2 | 4.2 | 4.2 |
| 460 | FLA | 2.1 | 2.1 | 2.1 |

FLA - Full load amps MCA - minimum circuit amps (wire sizing amps) MOP - Maximum rating of the overcurrent protective device

AIR COOLED: Electrical Data - Split systems with indoor evaporator and remote outdoor condensing unit

MODEL **DASA-02** **DASA-03** **DASA-04**

Electrical data based on cooling only: electrical reheat - **NO**, steam generator humidifier - **NO**, and STANDARD MOTOR.

| | | | | |
|--------------|-------------|------------|------------|------------|
| 208-230/1/60 | FLA/MCA/MOP | 4.0/5.0/15 | 5.3/6.6/15 | 6.4/8.0/15 |
| 208-230/3/60 | FLA/MCA/MOP | 2.2/2.8/15 | 3.0/3.8/15 | 3.6/4.5/15 |
| 460/3/60 | FLA/MCA/MOP | 1.1/1.4/15 | 1.5/1.9/15 | 1.8/2.3/15 |

Electrical data based on: electrical reheat - **YES**, 5 lb/hr steam generator humidifier - **YES**, and STANDARD MOTOR.

| | | | | |
|--------------|-------------|-----------|-----------|-----------|
| 208-230/1/60 | FLA/MCA/MOP | 33/41/45 | 34/43/45 | 35/44/45 |
| 208-230/3/60 | FLA/MCA/MOP | 19/24/25 | 20/25/30 | 20/25/30 |
| 460/3/60 | FLA/MCA/MOP | 8.6/11/15 | 9.0/11/15 | 9.3/12/15 |

Electrical data base on: electric reheat - **YES**, 10 lb/hr steam generator humidifier - **YES**, and STANDARD MOTOR.

| | | | | |
|--------------|-------------|-----|-----|-----------|
| 208-230/1/60 | FLA/MCA/MOP | N/A | N/A | 35/44/45 |
| 208-230/3/60 | FLA/MCA/MOP | N/A | N/A | 20/25/30 |
| 460/3/60 | FLA/MCA/MOP | N/A | N/A | 9.3/12/15 |

Electrical data based on: electric reheat - **NO**, 5 lb/hr steam generator humidifier - **YES**, and STANDARD MOTOR.

| | | | | |
|--------------|-------------|------------|------------|------------|
| 208-230/1/60 | FLA/MCA/MOP | 12/15/20 | 14/17/20 | 15/18/20 |
| 208-230/3/60 | FLA/MCA/MOP | 10/13/15 | 11/14/15 | 12/15/20 |
| 460/3/60 | FLA/MCA/MOP | 4.8/6.0/15 | 5.2/6.5/15 | 5.5/6.9/15 |

Electrical data based on: electric reheat - **NO**, 10 lb/hr steam generator humidifier - **YES**, and STANDARD MOTOR.

| | | | | |
|--------------|-------------|-----|-----|-----------|
| 208-230/1/60 | FLA/MCA/MOP | N/A | N/A | 23/28/30 |
| 208-230/3/60 | FLA/MCA/MOP | N/A | N/A | 20/25/30 |
| 460/3/60 | FLA/MCA/MOP | N/A | N/A | 9.2/12/15 |

Electrical data based on: electric reheat - **YES**, steam generator humidifier - **NO**, and STANDARD MOTOR.

| | | | | |
|--------------|-------------|-----------|-----------|-----------|
| 208-230/1/60 | FLA/MCA/MOP | 33/41/45 | 34/43/45 | 35/44/45 |
| 208-230/3/60 | FLA/MCA/MOP | 19/24/25 | 20/25/30 | 20/25/30 |
| 460/3/60 | FLA/MCA/MOP | 8.6/11/15 | 9.0/11/15 | 9.3/12/15 |

STANDARD MOTOR

| | | | | |
|--------------|-----|-----|-----|-----|
| Horsepower | | 1/2 | 3/4 | 1 |
| 208-230/1/60 | FLA | 3.4 | 5.3 | 6.8 |
| 208-230/3/60 | FLA | 2.2 | 3.0 | 3.6 |
| 460/3/60 | FLA | 1.1 | 1.5 | 1.8 |

CONDENSING UNIT

| | | | | |
|--------------|-------------|------------|------------|----------|
| Model | | DRCU-03 | DRCU-03 | DRCU-05 |
| 208-230/1/60 | FLA/MCA/MOP | 15/17/25 | 20/24/40 | 28/34/50 |
| 208-230/3/60 | FLA/MCA/MOP | 11/13/20 | 15/17/25 | 18/21/30 |
| 460/3/60 | FLA/MCA/MOP | 5.6/6.5/15 | 7.2/8.5/15 | 10/11/15 |

COMPRESSOR

| | | | | |
|--------------|-----|------|------|------|
| Tons | | 2 | 3 | 4 |
| 208-230/1/60 | FLA | 14.7 | 19.9 | 26.9 |
| 208-230/3/60 | FLA | 10.4 | 13.1 | 17.6 |
| 460/3/60 | FLA | 4.5 | 6.1 | 9.6 |

CONDENSER MOTOR

| | | | | |
|------------|-----|-----|-----|-----|
| Horsepower | | 3/4 | 3/4 | 3/4 |
| 208-230 | FLA | 4.2 | 4.2 | 4.2 |
| 460/3/60 | FLA | 2.1 | 2.1 | 2.1 |

FLA - Full load amps MCA - Minimum circuit amps (wire sizing amps) MOP - Maximum rating of the overcurrent protective device

AIR COOLED: Electrical Data - Split systems with indoor evaporator and remote outdoor condensing unit with NEXT SIZE EVAPORATOR MOTOR

MODEL **DASA-02** **DASA-03** **DASA-04**

Electrical data based on cooling only: electrical reheat - **NO**, steam generator humidifier - **NO**, and NEXT SIZE MOTOR.

| | | | | |
|--------------|-------------|------------|------------|------------|
| 208-230/1/60 | FLA/MCA/MOP | 5.3/6.6/15 | 6.4/8.0/15 | 8.8/11/20 |
| 208-230/3/60 | FLA/MCA/MOP | 3.0/3.8/15 | 3.6/4.5/15 | 4.8/6.0/15 |
| 460/3/60 | FLA/MCA/MOP | 1.5/1.9/15 | 1.8/2.3/15 | 2.4/3.0/15 |

Electrical data based on: electrical reheat - **YES**, 5 lb/hr steam generator humidifier - **YES**, and NEXT SIZE MOTOR.

| | | | | |
|--------------|-------------|----------|-----------|-----------|
| 208-230/1/60 | FLA/MCA/MOP | 34/43/45 | 35/44/45 | 38/47/50 |
| 208-230/3/60 | FLA/MCA/MOP | 20/25/30 | 20/25/30 | 22/27/30 |
| 460/3/60 | FLA/MCA/MOP | 9/11/15 | 9.3/12/15 | 9.9/12/15 |

Electrical data based on: electric reheat - **YES**, 10 lb/hr steam generator humidifier - **YES**, and NEXT SIZE MOTOR.

| | | | | |
|--------------|-------------|-----|-----|-----------|
| 208-230/1/60 | FLA/MCA/MOP | N/A | N/A | 38/47/50 |
| 208-230/3/60 | FLA/MCA/MOP | N/A | N/A | 22/27/30 |
| 460/3/60 | FLA/MCA/MOP | N/A | N/A | 9.9/12/15 |

Electrical data based on: electric reheat - **NO**, 5 lb/hr steam generator humidifier - **YES**, and NEXT SIZE MOTOR.

| | | | | |
|--------------|-------------|------------|------------|------------|
| 208-230/1/60 | FLA/MCA/MOP | 14/17/20 | 15/18/20 | 17/21/25 |
| 208-230/3/60 | FLA/MCA/MOP | 11/14/15 | 12/15/20 | 13/16/20 |
| 460/3/60 | FLA/MCA/MOP | 5.2/6.5/15 | 5.5/6.9/15 | 6.1/7.6/15 |

Electrical data based on: electric reheat - **NO**, 10 lb/hr steam generator humidifier - **YES**, and NEXT SIZE MOTOR.

| | | | | |
|--------------|-------------|-----|-----|-----------|
| 208-230/1/60 | FLA/MCA/MOP | N/A | N/A | 35/31/35 |
| 208-230/3/60 | FLA/MCA/MOP | N/A | N/A | 21/27/30 |
| 460/3/60 | FLA/MCA/MOP | N/A | N/A | 9.8/12/15 |

Electrical data Based on: electric reheat - **YES**, steam generator humidifier - **NO**, and NEXT SIZE MOTOR.

| | | | | |
|--------------|-------------|-----------|-----------|-----------|
| 208-230/1/60 | FLA/MCA/MOP | 34/43/45 | 35/44/45 | 38/47/50 |
| 208-230/3/60 | FLA/MCA/MOP | 20/25/30 | 20/25/30 | 22/27/30 |
| 460/3/60 | FLA/MCA/MOP | 9.0/11/15 | 9.3/12/15 | 9.9/12/15 |

NEXT SIZE MOTOR

| | | | | |
|--------------|-----|-----|-----|-------|
| Horsepower | | 3/4 | 1 | 1-1/2 |
| 208-230/1/60 | FLA | 5.3 | 6.8 | 8.8 |
| 208-230/3/60 | FLA | 3.0 | 3.6 | 4.8 |
| 460/3/60 | FLA | 1.5 | 1.8 | 2.4 |

CONDENSING UNIT

| | | | | |
|--------------|-------------|------------|------------|----------|
| Model | | DRCU-03 | DRCU-03 | DRCU-05 |
| 208-230/1/60 | FLA/MCA/MOP | 15/17/25 | 20/24/40 | 28/34/50 |
| 208-230/3/60 | FLA/MCA/MOP | 11/13/20 | 15/17/25 | 18/21/30 |
| 460/3/60 | FLA/MCA/MOP | 5.6/6.5/15 | 7.2/8.5/15 | 10/11/15 |

COMPRESSOR

| | | | | |
|--------------|-----|------|------|------|
| Tons | | 2 | 3 | 4 |
| 208-230/1/60 | FLA | 14.7 | 19.9 | 26.9 |
| 208-230/3/60 | FLA | 10.4 | 13.1 | 17.6 |
| 460/3/60 | FLA | 4.5 | 6.1 | 9.6 |

CONDENSER MOTOR

| | | | | |
|------------|-----|-----|-----|-----|
| Horsepower | | 3/4 | 3/4 | 3/4 |
| 208-230 | FLA | 4.2 | 4.2 | 4.2 |
| 460/3/60 | FLA | 2.1 | 2.1 | 2.1 |

FLA - Full load amps MCA - Minimum circuit amps (wire sizing amps) MOP - Maximum rating of the overcurrent protective device

WATER COOLED: Electrical data

MODEL **DASW-02** **DASW-03** **DASW-04**

Electrical data based on: cooling only, electric reheat - **NO**, steam generator humidifier - **NO**, and STANDARD MOTOR.

| | | | | |
|--------------|-------------|------------|-----------|----------|
| 208-230/1/60 | FLA/MCA/MOP | 23/27/40 | 30/35/50 | 38/45/70 |
| 208-230/3/60 | FLA/MCA/MOP | 17/20/30 | 21/24/35 | 26/30/45 |
| 460/3/60 | FLA/MCA/MOP | 7.9/9.0/15 | 9.9/11/15 | 14/16/25 |

Electrical data based on: electrical reheat - **YES**, 5 lb/hr steam generator humidifier - **YES**, and STANDARD MOTOR.

| | | | | |
|--------------|-------------|----------|----------|----------|
| 208-230/1/60 | FLA/MCA/MOP | 52/63/70 | 59/71/80 | 60/73/80 |
| 208-230/3/60 | FLA/MCA/MOP | 34/41/45 | 37/45/50 | 34/41/50 |
| 460/3/60 | FLA/MCA/MOP | 15/18/20 | 17/21/25 | 17/20/25 |

Electrical data based on: electric reheat - **YES**, 10 lb/hr steam generator humidifier - **YES**, and STANDARD MOTOR.

| | | | | |
|--------------|-------------|-----|-----|-----------|
| 208-230/1/60 | FLA/MCA/MOP | N/A | N/A | 67/81/100 |
| 208-230/3/60 | FLA/MCA/MOP | N/A | N/A | 43/51/60 |
| 460/3/60 | FLA/MCA/MOP | N/A | N/A | 21/26/30 |

Electrical data based on: electric reheat - **NO**, 5 lb/hr steam generator humidifier - **YES**, and STANDARD MOTOR.

| | | | | |
|--------------|-------------|----------|----------|----------|
| 208-230/1/60 | FLA/MCA/MOP | 32/37/50 | 38/45/60 | 46/55/80 |
| 208-230/3/60 | FLA/MCA/MOP | 25/30/35 | 29/34/45 | 34/40/50 |
| 460/3/60 | FLA/MCA/MOP | 12/14/15 | 14/16/20 | 17/21/25 |

Electrical data based on: electric reheat - **NO**, 10 lb/hr steam generator humidifier - **YES**, and STANDARD MOTOR.

| | | | | |
|--------------|-------------|-----|-----|----------|
| 208-230/1/60 | FLA/MCA/MOP | N/A | N/A | 54/65/80 |
| 208-230/3/60 | FLA/MCA/MOP | N/A | N/A | 42/51/60 |
| 460/3/60 | FLA/MCA/MOP | N/A | N/A | 21/25/30 |

Electrical data based on: electric reheat - **YES**, steam generator humidifier - **NO**, and STANDARD MOTOR.

| | | | | |
|--------------|-------------|----------|----------|-----------|
| 208-230/1/60 | FLA/MCA/MOP | 52/63/70 | 59/71/80 | 67/81/100 |
| 208-230/3/60 | FLA/MCA/MOP | 34/41/45 | 37/45/50 | 43/51/60 |
| 460/3/60 | FLA/MCA/MOP | 15/18/20 | 17/21/25 | 21/26/30 |

STANDARD MOTOR

| | | | | |
|--------------|-----|-----|-----|-----|
| Horsepower | | 1/2 | 3/4 | 1 |
| 208-230/1/60 | FLA | 3.4 | 5.3 | 6.8 |
| 208-230/3/60 | FLA | 2.2 | 3.0 | 3.6 |
| 460/3/60 | FLA | 1.1 | 1.5 | 1.8 |

COMPRESSOR DATA

| | | | | |
|--------------|-----|------|------|------|
| Tons | | 2 | 3 | 4 |
| 208-230/1/60 | FLA | 14.7 | 19.9 | 26.9 |
| 208-230/3/60 | FLA | 10.4 | 13.1 | 17.6 |
| 460/3/60 | FLA | 4.5 | 6.1 | 9.6 |

FLA - Full load amps
MCA - Minimum circuit amps (wire sizing amps)
MOP - Maximum rating of the overcurrent protective device

WATER COOLED: Electrical data with NEXT SIZE evaporator motor

MODEL **DASW-02** **DASW-03** **DASW-04**

Electrical data based on cooling only: electric reheat - **NO**, steam generator humidifier - **NO**, and NEXT SIZE MOTOR.

| | | | | |
|--------------|-------------|------------|----------|----------|
| 208-230/1/60 | FLA/MCA/MOP | 25/28/40 | 31/36/50 | 40/47/70 |
| 208-230/3/60 | FLA/MCA/MOP | 18/21/30 | 21/25/35 | 27/31/45 |
| 460/3/60 | FLA/MCA/MOP | 8.3/9.4/15 | 10/12/15 | 14/17/25 |

Electrical data based on: electrical reheat - **YES**, 5 lb/hr steam generator humidifier - **YES**, and NEXT SIZE MOTOR.

| | | | | |
|--------------|-------------|----------|----------|-----------|
| 208-230/1/60 | FLA/MCA/MOP | 53/64/70 | 60/72/80 | 69/83/100 |
| 208-230/3/60 | FLA/MCA/MOP | 35/41/45 | 38/45/50 | 44/52/60 |
| 460/3/60 | FLA/MCA/MOP | 16/19/20 | 18/21/25 | 22/26/30 |

Electrical data based on: electric reheat - **YES**, 10 lb/hr steam generator humidifier - **YES**, and NEXT SIZE MOTOR.

| | | | | |
|--------------|-------------|-----|-----|-----------|
| 208-230/1/60 | FLA/MCA/MOP | N/A | N/A | 69/83/100 |
| 208-230/3/60 | FLA/MCA/MOP | N/A | N/A | 44/52/60 |
| 460/3/60 | FLA/MCA/MOP | N/A | N/A | 22/26/30 |

Electrical data based on: electric reheat - **NO**, 5 lb/hr steam generator humidifier - **YES**, and NEXT SIZE MOTOR.

| | | | | |
|--------------|-------------|----------|----------|----------|
| 208-230/1/60 | FLA/MCA/MOP | 33/39/50 | 39/46/60 | 49/57/80 |
| 208-230/3/60 | FLA/MCA/MOP | 26/31/35 | 30/35/45 | 35/42/50 |
| 460/3/60 | FLA/MCA/MOP | 12/14/15 | 14/16/20 | 18/21/30 |

Electrical data based on: electric reheat - **NO**, 10 lb/hr steam generator humidifier - **YES**, and NEXT SIZE MOTOR.

| | | | | |
|--------------|-------------|-----|-----|----------|
| 208-230/1/60 | FLA/MCA/MOP | N/A | N/A | 57/68/90 |
| 208-230/3/60 | FLA/MCA/MOP | N/A | N/A | 43/52/60 |
| 460/3/60 | FLA/MCA/MOP | N/A | N/A | 22/26/30 |

Electrical data based on: electric reheat - **YES**, steam generator humidifier - **NO**, and NEXT SIZE MOTOR.

| | | | | |
|--------------|-------------|----------|----------|-----------|
| 208-230/1/60 | FLA/MCA/MOP | 53/64/70 | 60/72/80 | 69/83/100 |
| 208-230/3/60 | FLA/MCA/MOP | 35/41/45 | 38/45/50 | 44/52/60 |
| 460/3/60 | FLA/MCA/MOP | 16/19/20 | 18/21/25 | 22/26/30 |

NEXT SIZE MOTOR

| | | | | |
|--------------|-----|-----|-----|-------|
| Horsepower | | 3/4 | 1 | 1-1/2 |
| 208-230/1/60 | FLA | 5.3 | 6.8 | 8.8 |
| 208-230/3/60 | FLA | 3.0 | 3.6 | 4.8 |
| 460/3/60 | FLA | 1.5 | 1.8 | 2.4 |

COMPRESSOR DATA

| | | | | |
|--------------|-----|------|------|------|
| Tons | | 2 | 3 | 4 |
| 208-230/1/60 | FLA | 14.7 | 19.9 | 26.9 |
| 208-230/3/60 | FLA | 10.4 | 13.1 | 17.6 |
| 460/3/60 | FLA | 4.5 | 6.1 | 9.6 |

FLA - Full load amps
MCA - Minimum circuit amps (wire sizing amps)
MOP - Maximum rating of the overcurrent protective device

CHILLED WATER: Electrical Data

MODEL **DASC-02** **DASC-03** **DASC-04**

Electrical data based on cooling only: electric reheat - **NO**, steam generator humidifier - **NO**, and STANDARD MOTOR.

| | | | | |
|--------------|-------------|------------|------------|------------|
| 208-230/1/60 | FLA/MCA/MOP | 4.0/5.0/15 | 5.3/6.6/15 | 6.4/8.0/15 |
| 208-230/3/60 | FLA/MCA/MOP | 2.2/2.8/15 | 3.0/3.8/15 | 3.6/4.5/15 |
| 460/3/60 | FLA/MCA/MOP | 1.1/1.4/15 | 1.5/1.9/15 | 1.8/2.3/15 |

Electrical data based on: electrical reheat - **YES**, 5 lb/hr steam generator humidifier - **YES**, and STANDARD MOTOR.

| | | | | |
|--------------|-------------|-----------|-----------|-----------|
| 208-230/1/60 | FLA/MCA/MOP | 33/41/45 | 34/43/45 | 35/44/45 |
| 208-230/3/60 | FLA/MCA/MOP | 19/24/25 | 20/25/30 | 20/25/30 |
| 460/3/60 | FLA/MCA/MOP | 8.6/11/15 | 9.0/11/15 | 9.3/12/15 |

Electrical data based on: electric reheat - **YES**, 10 lb/hr steam generator humidifier - **YES**, and STANDARD MOTOR.

| | | | | |
|--------------|-------------|-----|-----|-----------|
| 208-230/1/60 | FLA/MCA/MOP | N/A | N/A | 35/44/45 |
| 208-230/3/60 | FLA/MCA/MOP | N/A | N/A | 20/25/30 |
| 460/3/60 | FLA/MCA/MOP | N/A | N/A | 9.3/12/15 |

Electrical data based on: electric reheat - **NO**, 5 lb/hr steam generator humidifier - **YES**, and STANDARD MOTOR.

| | | | | |
|--------------|-------------|------------|------------|------------|
| 208-230/1/60 | FLA/MCA/MOP | 12/15/20 | 14/17/20 | 15/18/20 |
| 208-230/3/60 | FLA/MCA/MOP | 10/13/15 | 11/14/15 | 12/15/20 |
| 460/3/60 | FLA/MCA/MOP | 4.8/6.0/15 | 5.2/6.5/15 | 5.5/6.9/15 |

Electrical data based on: electric reheat - **NO**, 10 lb/hr steam generator humidifier - **YES**, and STANDARD MOTOR.

| | | | | |
|--------------|-------------|-----|-----|-------------|
| 208-230/1/60 | FLA/MCA/MOP | N/A | N/A | 23/28/30 |
| 208-230/3/60 | FLA/MCA/MOP | N/A | N/A | 20/25/30 |
| 460/3/60 | FLA/MCA/MOP | N/A | N/A | 9.2/11.5/15 |

Electrical data based on: electric reheat - **YES**, steam generator humidifier - **NO**, and STANDARD MOTOR.

| | | | | |
|--------------|-------------|-----------|-----------|-----------|
| 208-230/1/60 | FLA/MCA/MOP | 33/41/45 | 34/43/45 | 35/44/45 |
| 208-230/3/60 | FLA/MCA/MOP | 19/24/25 | 20/25/30 | 20/25/30 |
| 460/3/60 | FLA/MCA/MOP | 8.6/11/15 | 9.0/11/15 | 9.3/12/15 |

| |
|-----------------------|
| STANDARD MOTOR |
|-----------------------|

| | | | | |
|--------------|-----|-----|-----|-----|
| Horsepower | | 1/2 | 3/4 | 1 |
| 208-230/1/60 | FLA | 3.4 | 5.3 | 6.8 |
| 208-230/3/60 | FLA | 2.2 | 3.0 | 3.6 |
| 460/3/60 | FLA | 1.1 | 1.5 | 1.8 |

FLA - Full load amps
MCA - Minimum circuit amps (wire sizing amps)
MOP - Maximum rating of the overcurrent protective device

CHILLED WATER: Electrical data with NEXT SIZE EVAPORATOR MOTOR

MODEL **DASC-02** **DASC-03** **DASC-04**

Electrical data based on cooling only: electric reheat - **NO**, steam generator humidifier - **NO**, and NEXT SIZE MOTOR.

| | | | | |
|--------------|-------------|------------|------------|------------|
| 208-230/1/60 | FLA/MCA/MOP | 5.3/6.6/15 | 6.4/8.0/15 | 8.8/11/20 |
| 208-230/3/60 | FLA/MCA/MOP | 3.0/3.8/15 | 3.6/4.5/15 | 4.8/6.0/15 |
| 460/3/60 | FLA/MCA/MOP | 1.5/1.9/15 | 1.8/2.3/15 | 2.4/3.0/15 |

Electrical data based on: electrical reheat - **YES**, 5 lb/hr steam generator humidifier - **YES**, and NEXT SIZE MOTOR.

| | | | | |
|--------------|-------------|-----------|-----------|----------|
| 208-230/1/60 | FLA/MCA/MOP | 34/43/45 | 35/44/45 | 38/47/60 |
| 208-230/3/60 | FLA/MCA/MOP | 20/25/30 | 20/25/30 | 21/27/30 |
| 460/3/60 | FLA/MCA/MOP | 9.0/11/15 | 9.3/12/15 | 10/13/15 |

Electrical data based on: electric reheat - **YES**, 10 lb/hr steam generator humidifier - **YES**, and NEXT SIZE MOTOR.

| | | | | |
|--------------|-------------|-----|-----|-----------|
| 208-230/1/60 | FLA/MCA/MOP | N/A | N/A | 38/47/50 |
| 208-230/3/60 | FLA/MCA/MOP | N/A | N/A | 22/27/30 |
| 460/3/60 | FLA/MCA/MOP | N/A | N/A | 9.9/12/15 |

Electrical data based on: electric reheat - **NO**, 5 lb/hr steam generator humidifier - **YES**, and NEXT SIZE MOTOR.

| | | | | |
|--------------|-------------|------------|------------|------------|
| 208-230/1/60 | FLA/MCA/MOP | 14/17/20 | 15/18/20 | 17/21/25 |
| 208-230/3/60 | FLA/MCA/MOP | 11/14/15 | 12/15/20 | 13/16/20 |
| 460/3/60 | FLA/MCA/MOP | 5.2/6.5/15 | 5.5/6.9/15 | 6.1/7.6/15 |

Electrical data based on: electric reheat - **NO**, 10 lb/hr steam generator humidifier - **YES**, and NEXT SIZE MOTOR.

| | | | | |
|--------------|-------------|-----|-----|-----------|
| 208-230/1/60 | FLA/MCA/MOP | N/A | N/A | 25/31/35 |
| 208-230/3/60 | FLA/MCA/MOP | N/A | N/A | 21/26/30 |
| 460/3/60 | FLA/MCA/MOP | N/A | N/A | 9.8/12/15 |

Electrical data based on: electric reheat - **YES**, steam generator humidifier - **NO**, and NEXT SIZE MOTOR.

| | | | | |
|--------------|-------------|-----------|-----------|-----------|
| 208-230/1/60 | FLA/MCA/MOP | 34/43/45 | 35/44/45 | 38/47/50 |
| 208-230/3/60 | FLA/MCA/MOP | 20/25/30 | 20/25/30 | 22/27/30 |
| 460/3/60 | FLA/MCA/MOP | 9.0/11/15 | 9.3/12/15 | 9.9/12/15 |

| |
|------------------------|
| NEXT SIZE MOTOR |
|------------------------|

| | | | | |
|--------------|-----|-----|-----|-------|
| Horsepower | | 3/4 | 1 | 1-1/2 |
| 208-230/1/60 | FLA | 5.3 | 6.8 | 8.8 |
| 208-230/3/60 | FLA | 3.0 | 3.6 | 4.8 |
| 460/3/60 | FLA | 1.5 | 1.8 | 2.4 |

FLA - Full load amps
MCA - Minimum circuit amps (wire sizing amps)
MOP - Maximum rating of the overcurrent protective device



230 W. BlueRidge Avenue
Orange CA 92865
800-347-2473

www.dataaire.com e-mail: sales@dataaire.com

A Member of the CS Group of Companies
© 2004 Data Aire Inc.

Data Aire, Inc. reserves the right to make design changes for the purposes of product improvement, or to withdraw any design without notice.

DASx-R-410A-Rev D

