
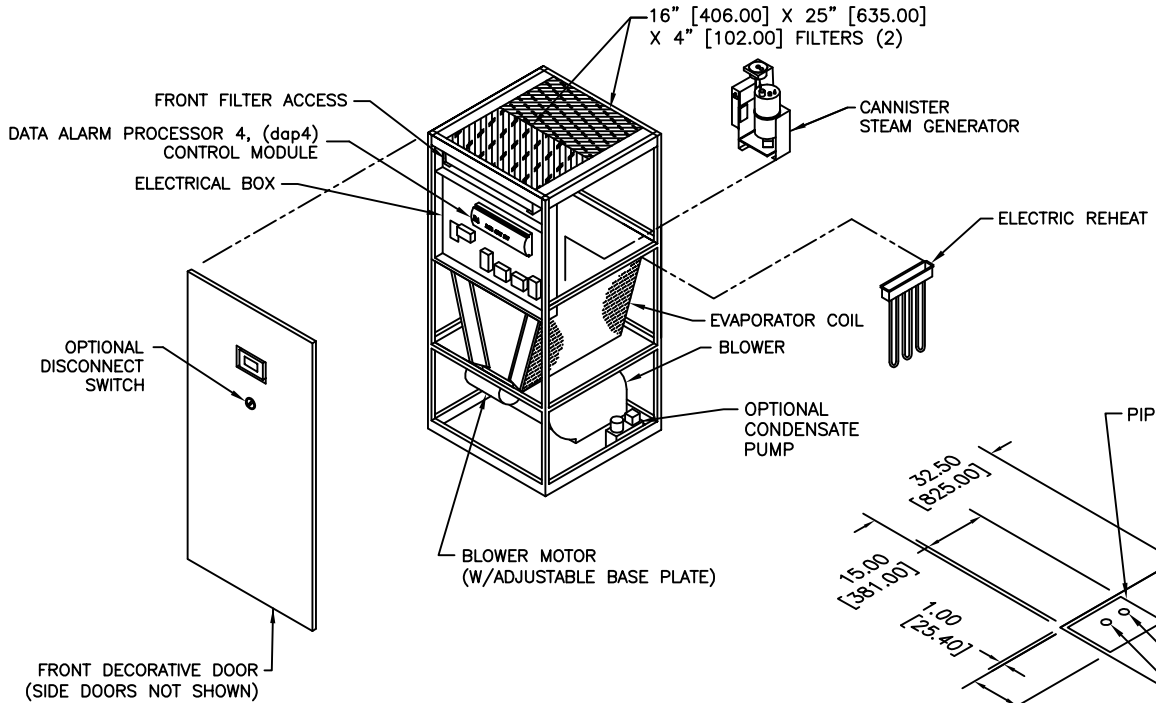


**NOTES:**

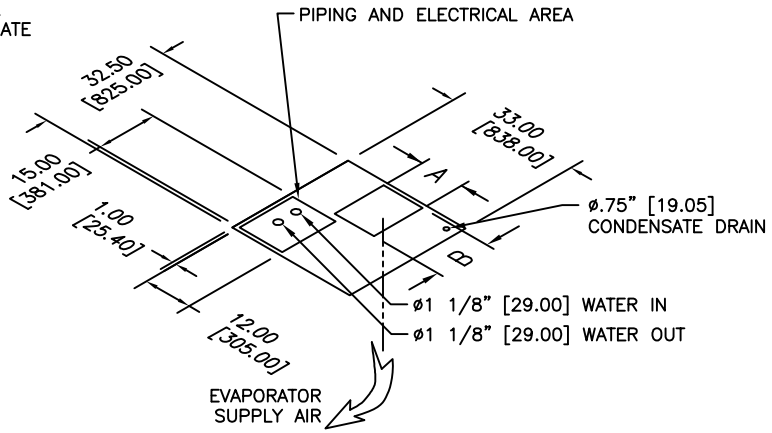
1.  DIMENSIONS NOTED ARE THE MINIMUM CLEARANCES REQUIRED BY THE FACTORY, CONSULT LOCAL BUILDING CODES AND NEC FOR ADDITIONAL CLEARANCE REQUIREMENTS.
2. ALL STANDARD PIPING TERMINATES INSIDE OF CABINET. ALL OPTIONAL PIPING (TOP/SIDE) TERMINATES OUTSIDE OF CABINET.
3. NOT ALL COMPONENTS AND OPTIONS ARE SHOWN.
4. ALL DIMENSIONS ARE IN INCH [mm] FORMAT.

REVISIONS			
REV	DESCRIPTION	DATE	BY
G	UPDATED PIPING DETAILS	01-26-15	RRK

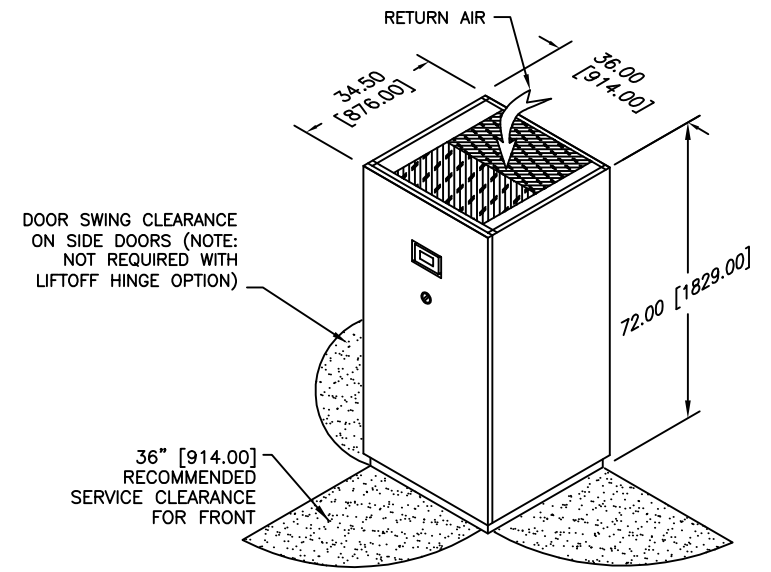


**COMPONENT BREAKDOWN**

MODEL	"A"	"B"
CW 2-3 TON	10.63 [270.00]	11.50 [292.00]
CW 4-5 TON	10.88 [276.00]	13.63 [346.00]



**FLOOR CUTOUT DIMENSIONS**



**DIMENSIONAL DATA**

2-5 TON  
CW DOWNFLOW DATA COIL TEMP  
WITH V-TYPE COIL

**dataaire**

DRAWN BY : G. SALDIVAR		SCALE: NONE	
CHECKED BY :		SH 1 OF 1	
DATE :	09-21-05	REV	G

PART OF

**524-900-043**

DWG NO.