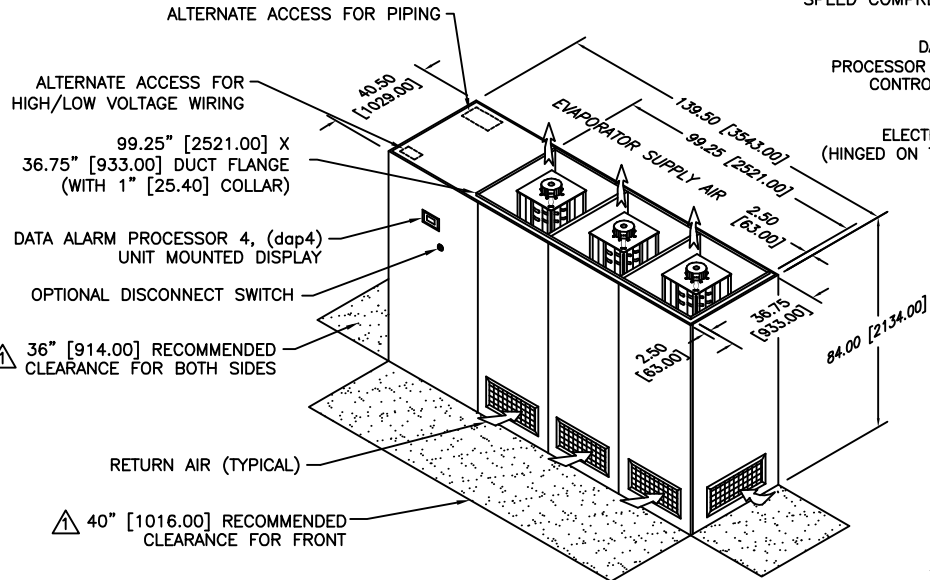
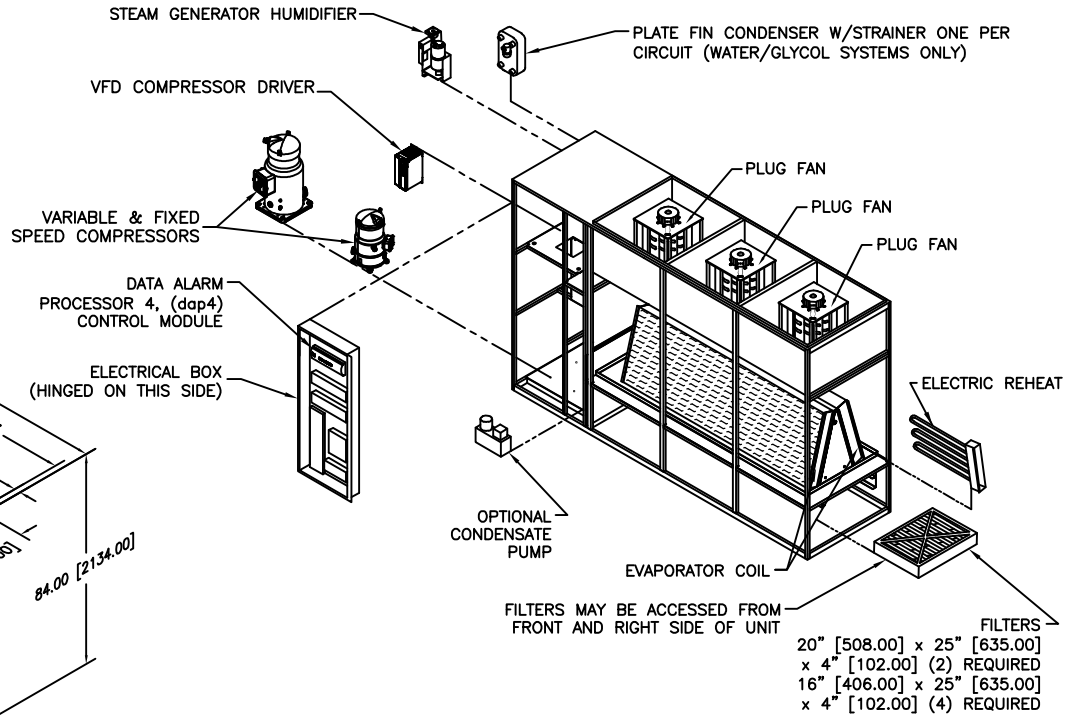


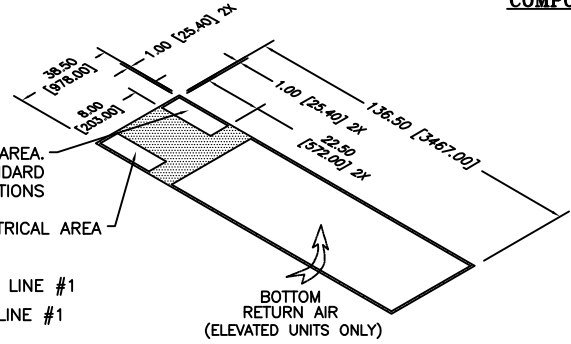
**NOTES:**

- 1. DIMENSIONS NOTED ARE THE MINIMUM CLEARANCES REQUIRED BY THE FACTORY. CONSULT LOCAL BUILDING CODES AND NEC FOR ADDITIONAL CLEARANCE REQUIREMENTS.
- 2. ALL STANDARD PIPING TERMINATES INSIDE OF CABINET. ALL OPTIONAL PIPING (TOP/SIDE) TERMINATES OUTSIDE OF CABINET.
- 3. NOT ALL COMPONENTS AND OPTIONS ARE SHOWN. LOCATIONS MAY VARY DEPENDING ON OPTIONS.
- 4. ALL UNIT DIMENSIONS ARE IN INCH [mm] FORMAT.

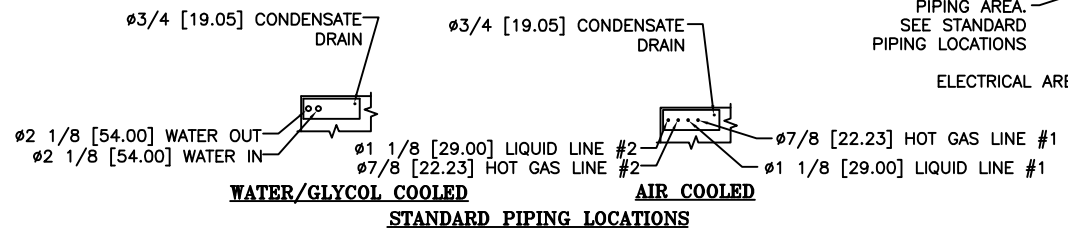
REVISIONS				
REV	DESCRIPTION	DATE	BY	CHKBY
E	REMOVED NOTE FOR TOP PIPING OPENINGS	01-19-21	AP	BM



**DIMENSIONAL DATA**



**FLOOR CUTOUT DIMENSIONS**



**COMPONENT BREAKDOWN**

gForce ULTRA GU  
 125 KW  
 DX UPFLOW

**dataaire**

DRAWN BY :	RRK	SCALE: NONE
CHECKED BY :		SH 1 OF 1
DATE :	09-11-2014	REV E

PART OF

**563-900-781**  
 DWG NO.