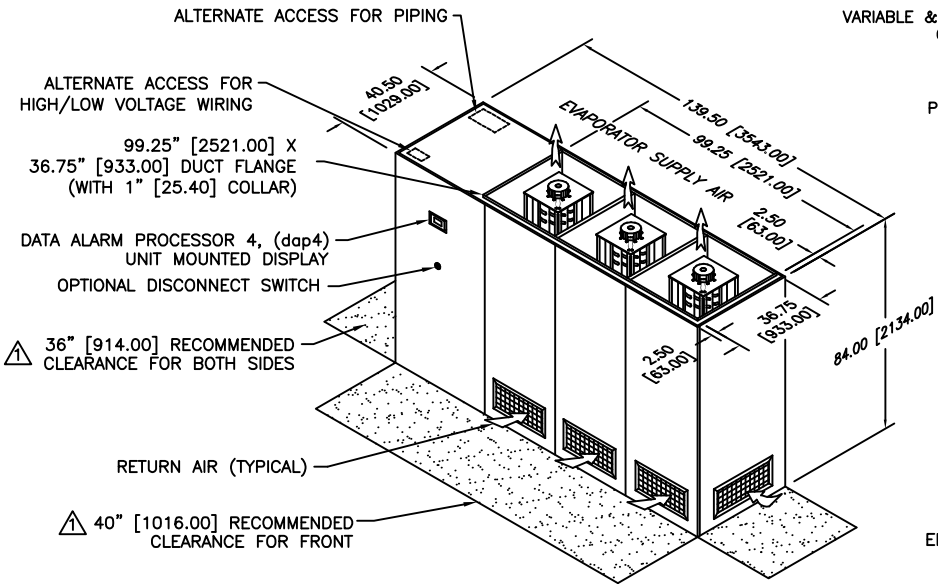


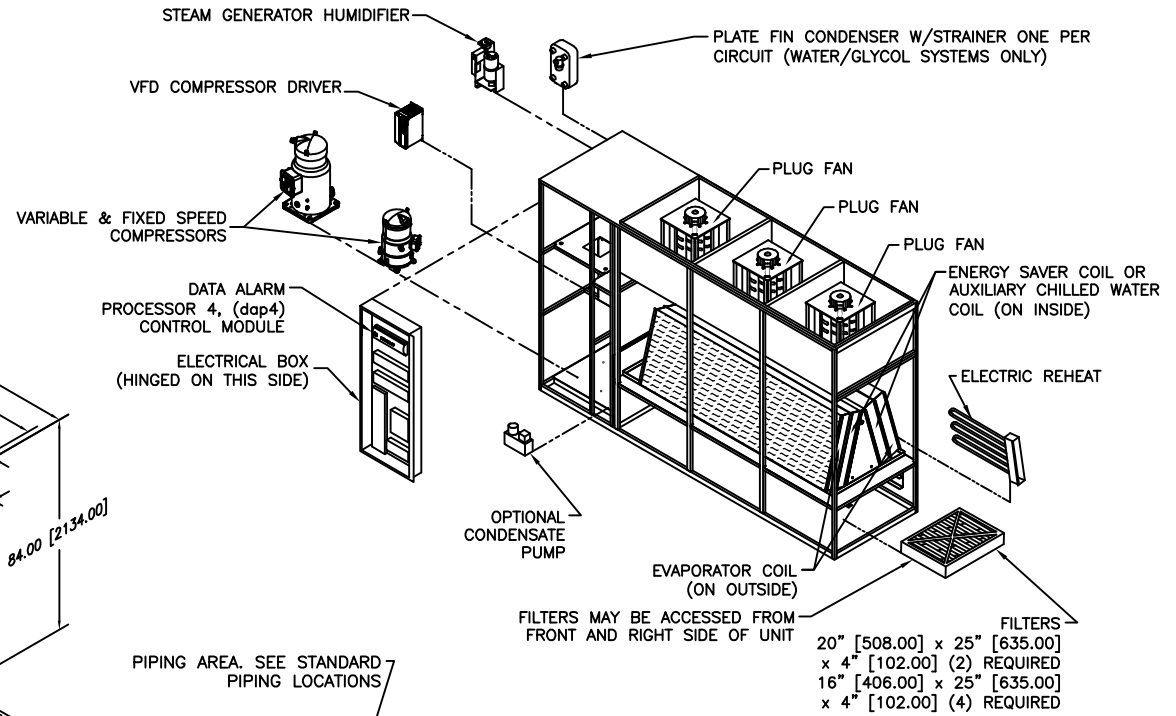
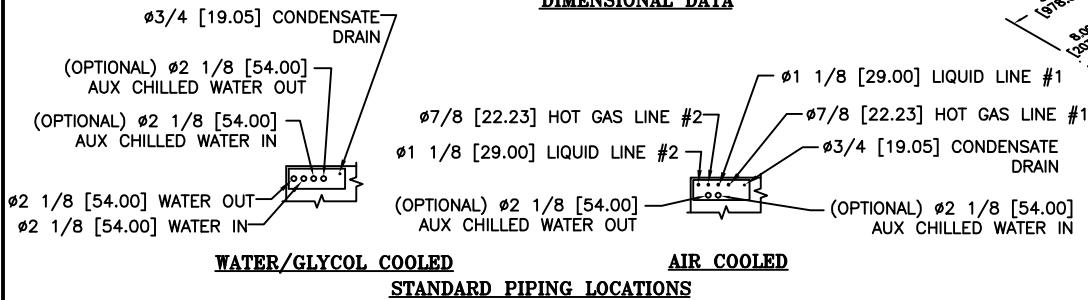
**NOTES:**

- 1. DIMENSIONS NOTED ARE THE MINIMUM CLEARANCES REQUIRED BY THE FACTORY. CONSULT LOCAL BUILDING CODES AND NEC FOR ADDITIONAL CLEARANCE REQUIREMENTS.
- 2. ALL STANDARD PIPING TERMINATES INSIDE OF CABINET. ALL OPTIONAL PIPING (TOP/SIDE) TERMINATES OUTSIDE OF CABINET.
- 3. NOT ALL COMPONENTS AND OPTIONS ARE SHOWN. LOCATIONS MAY VARY DEPENDING ON OPTIONS.
- 4. ALL UNIT DIMENSIONS ARE IN INCH [mm] FORMAT.

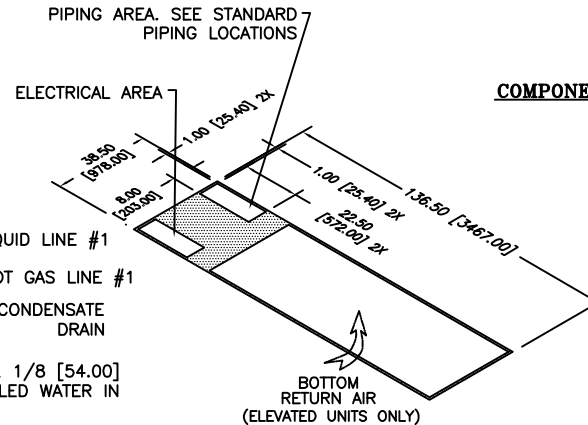
REVISIONS				
REV	DESCRIPTION	DATE	BY	CHKBY
E	REMOVED NOTE FOR TOP PIPING OPENINGS	02-03-21	AP	BM



**DIMENSIONAL DATA**



**COMPONENT BREAKDOWN**



**FLOOR CUTOUT DIMENSIONS**

gForce ULTRA GU  
125 KW/DX UPFLOW  
WITH ENERGY SAVER COIL



DRAWN BY :	RRK	SCALE: NONE
CHECKED BY :		SH 1 OF 1
DATE :	09-11-2014	REV E

PART OF

563-900-782  
DWG NO.