

NOTES:

- 1. DIMENSIONS NOTED ARE THE MINIMUM CLEARANCES REQUIRED BY THE FACTORY. CONSULT LOCAL BUILDING CODES AND NEC FOR ADDITIONAL CLEARANCE REQUIREMENTS.
- 2. ALL STANDARD PIPING TERMINATES INSIDE OF CABINET. ALL OPTIONAL PIPING (TOP/SIDE) TERMINATES OUTSIDE OF CABINET.
- 3. NOT ALL COMPONENTS AND OPTIONS ARE SHOWN. LOCATIONS MAY VARY DEPENDING ON OPTIONS.
- 4. CONNECTION PIPE SIZE (2) INLET Ø2 5/8 (2) OUTLET Ø2 5/8
- 5. ALL DIMENSIONS ARE IN INCH [mm] FORMAT.

DATA ALARM PROCESSOR 4, (dap4)
UNIT MOUNTED DISPLAY

OPTIONAL DISCONNECT SWITCH

36"[914]
RECOMENDED CLEARANCE FOR BOTH SIDES

40"[1016]
RECOMENDED CLEARANCE FOR FRONT

FILTERS MAY BE ACCESSED FROM THE FRONT OF UNIT OR FROM TOP

FILTERS
20"X20"X4"[508X508X102]
30 REQUIRED

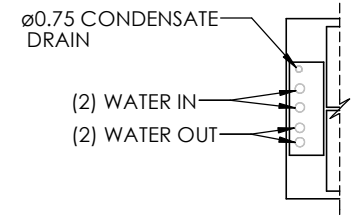
DATA ALARM PROCESSOR 4, (dap4)
CONTROL MODULE

CHILLED WATER COIL

8X PLUG FAN

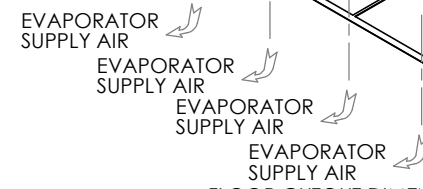
ELECTRICAL BOX

DIMENSIONAL DATA

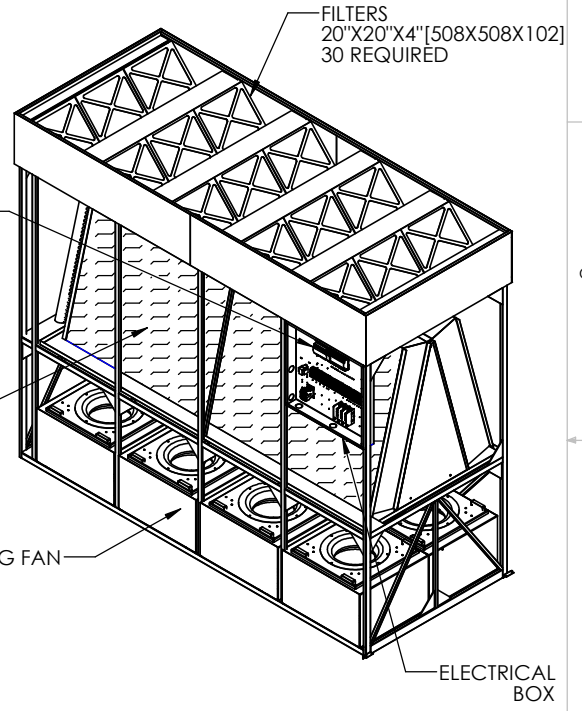


STANDARD PIPING LOCATION

PIPING AND ELECTRICAL AREA (SEE STANDARD PIPING LOCATION)



FLOOR CUTOUT DIMENSIONS



PROPRIETARY AND CONFIDENTIAL		THE INFORMATION CONTAINED IN THIS DRAWING IS THE SOLE PROPERTY OF DATAAIRE INC. ANY REPRODUCTION IN PART OR AS A WHOLE WITHOUT THE WRITTEN PERMISSION OF DATAAIRE INC. IS PROHIBITED.		TITLE:	
		dataaire		gForce 550 & 610 kW CHILLED WATER DOWNFLOW	
230 W. Blueridge Ave Orange, CA 92860		SCALE: SIZE: DWG. NO.		REV	
DRAWN	DO	4/20/2020	1:36 B	580-900-550	-
CHECKED	BM	4/20/2020	MATERIAL:	SHEET 1 OF 1	