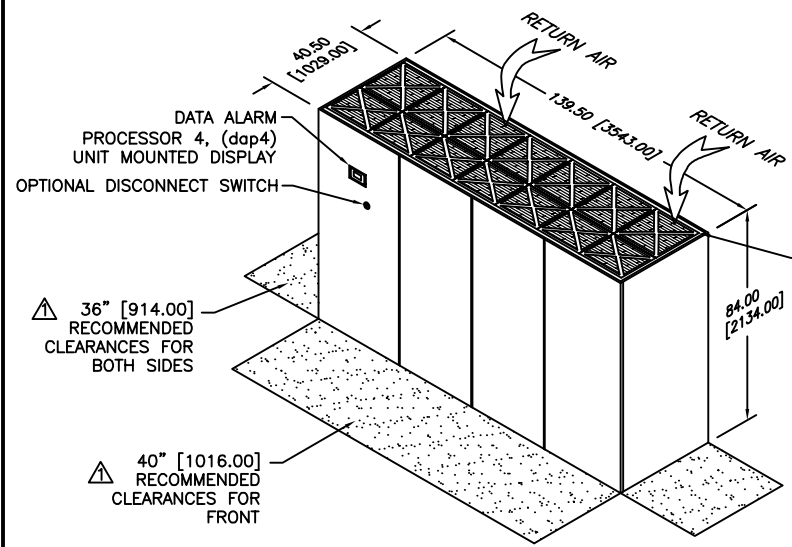


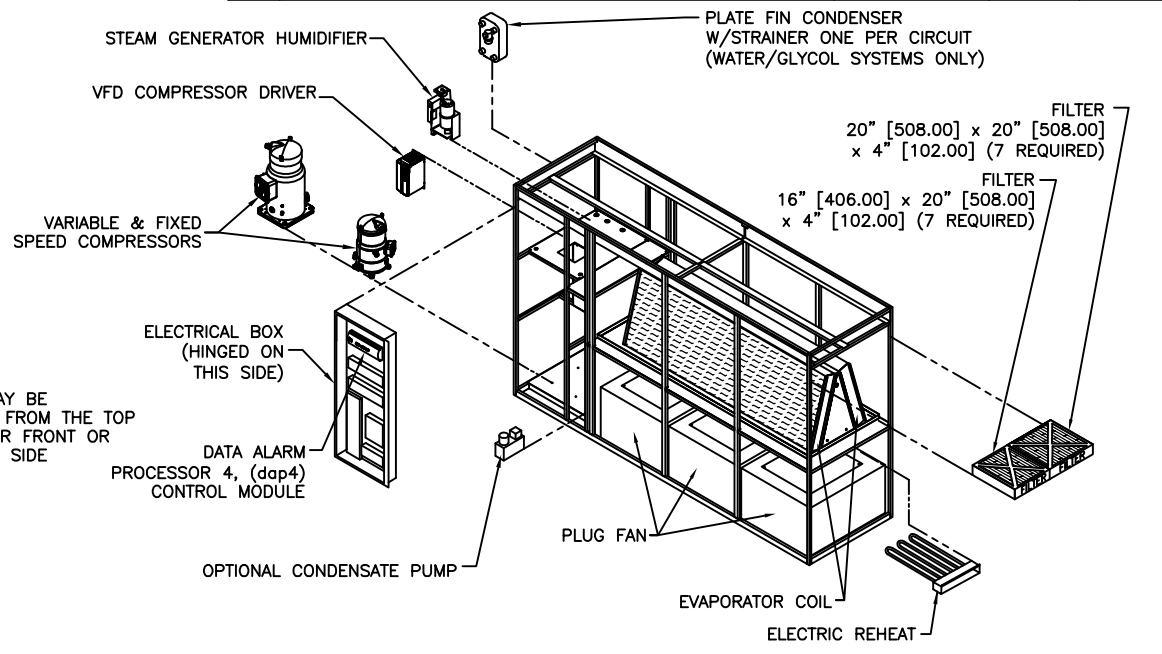
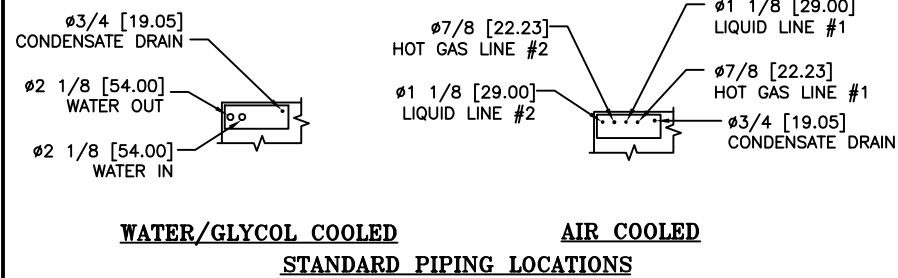
**NOTES:**

- 1. DIMENSIONS NOTED ARE THE MINIMUM CLEARANCES REQUIRED BY THE FACTORY. CONSULT LOCAL BUILDING CODES AND NEC FOR ADDITIONAL CLEARANCE REQUIREMENTS.
- 2. ALL STANDARD PIPING TERMINATES INSIDE OF CABINET. ALL OPTIONAL PIPING (TOP/SIDE) TERMINATES OUTSIDE OF CABINET.
- 3. NOT ALL COMPONENTS AND OPTIONS ARE SHOWN. LOCATIONS MAY VARY DEPENDING ON OPTIONS.
- 4. ALL UNIT DIMENSIONS ARE IN INCH [mm] FORMAT.

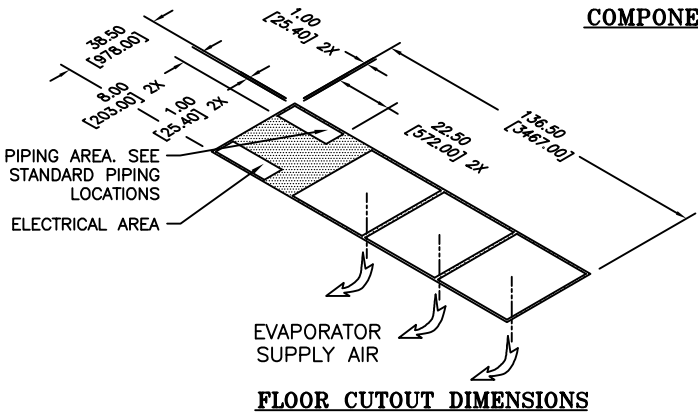
REVISIONS				
REV	DESCRIPTION	DATE	BY	FROM
D	UPDATED COMPONENT FRAMING	03-28-16	RRK	RV



**DIMENSIONAL DATA**



**COMPONENT BREAKDOWN**



**FLOOR CUTOUT DIMENSIONS**

gForce ULTRA GU 125 KW DX DOWNFLOW			
<b>dataaire</b>			
DRAWN BY :		RRK	SCALE: NONE
CHECKED BY :			SH 1 OF 1
DATE :	09-11-2014	REV	D
PART OF			
<b>563-900-581</b>			
DWG NO.			