

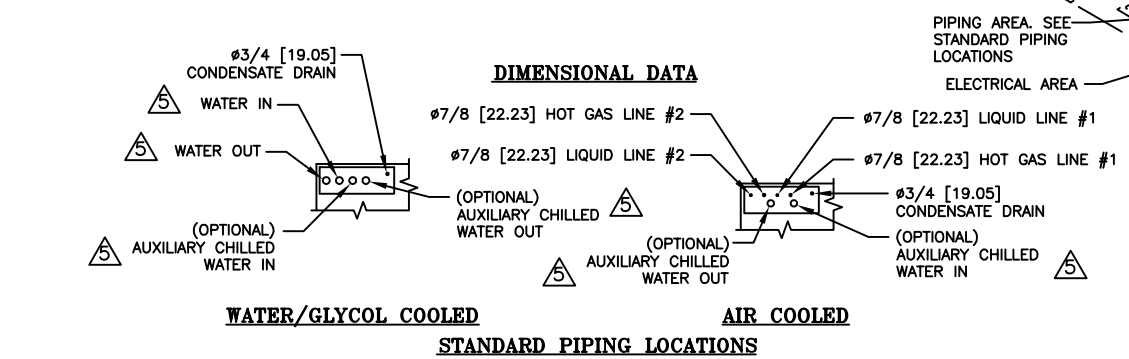
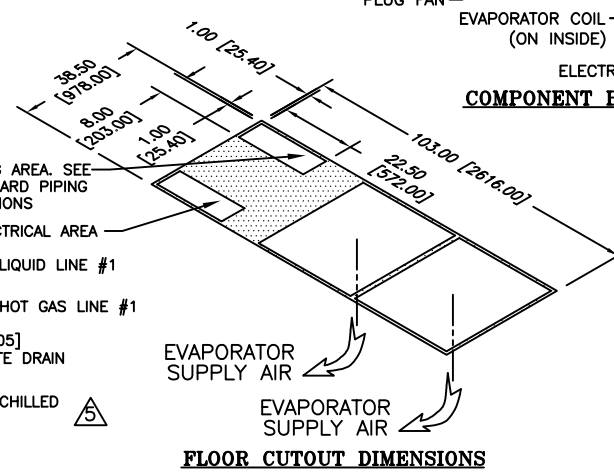
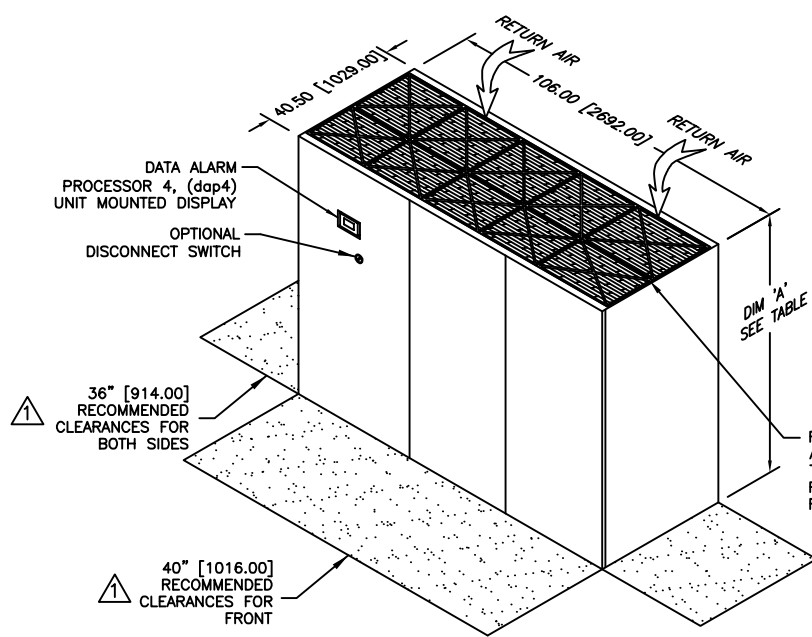
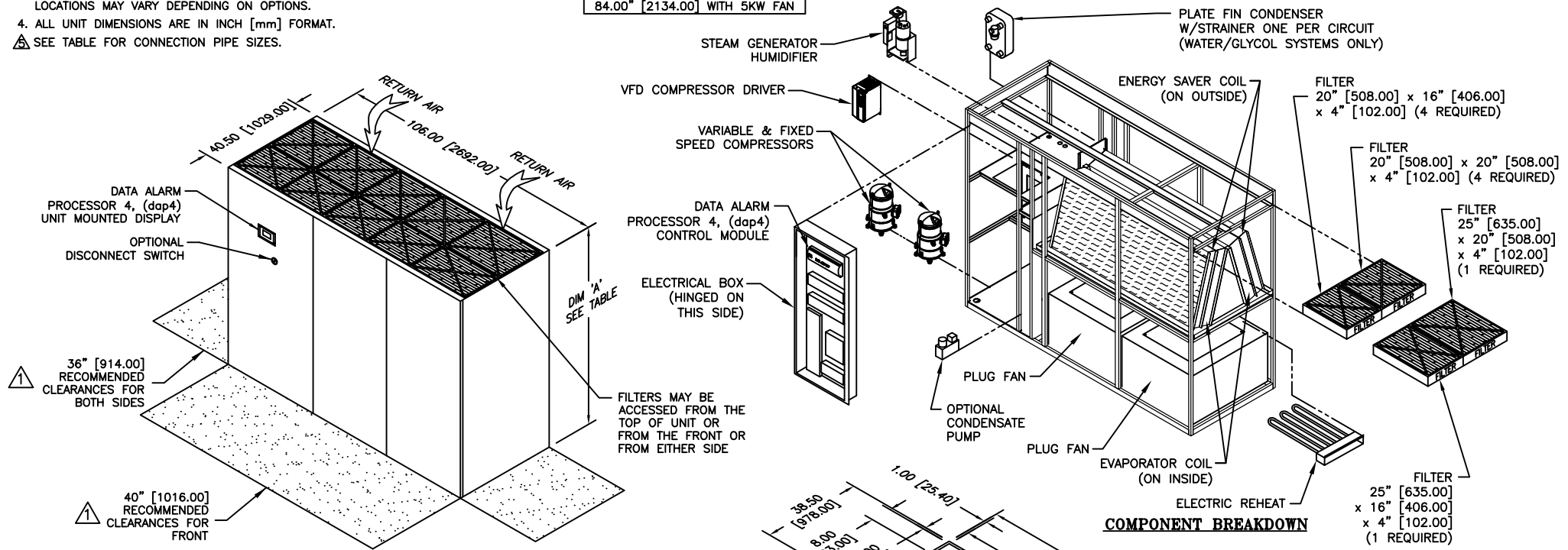
**NOTES:**

- 1. DIMENSIONS NOTED ARE THE MINIMUM CLEARANCES REQUIRED BY THE FACTORY. CONSULT LOCAL BUILDING CODES AND NEC FOR ADDITIONAL CLEARANCE REQUIREMENTS.
- 2. ALL STANDARD PIPING TERMINATES INSIDE OF CABINET. ALL OPTIONAL PIPING (TOP/SIDE) TERMINATES OUTSIDE OF CABINET.
- 3. ALL COMPONENTS AND OPTIONS ARE NOT SHOWN. LOCATIONS MAY VARY DEPENDING ON OPTIONS.
- 4. ALL UNIT DIMENSIONS ARE IN INCH [mm] FORMAT.
- 5. SEE TABLE FOR CONNECTION PIPE SIZES.

CONNECTION PIPE SIZE (Ø)			
UNIT (KW)	70		91
WATER IN/OUT	1 5/8 [41.00]	2 1/8 [54.00]	
AUX CHW IN/OUT	1 5/8 [41.00]	2 1/8 [54.00]	

REVISIONS				
REV	DESCRIPTION	DATE	BY	FROM
D	UPDATED COMPONENT FRAMING	03-28-16	RRK	RV

DIM 'A'	
78.00"	[1981.00] WITH 3KW FAN
84.00"	[2134.00] WITH 5KW FAN



gForce ULTRA GU  
70 & 91 KW/DX DOWNFLOW  
WITH ENERGY SAVER COIL

**dataaire**

DRAWN BY :	RRK	SCALE: NONE
CHECKED BY :		SH 1 OF 1
DATE :	09-09-2014	REV D

PART OF  
**563-900-562**  
DWG NO.